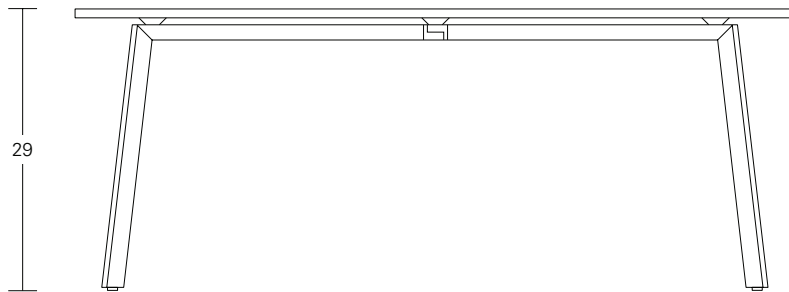


FAST

DESIGNED BY CARLOS TÍSCAR, LICENSED BY SELLEX

MODEL / **Table**



Base Size C / FBC




SPECIFICATIONS /

TOP COLOR

Laminate - Standards from Formica®, Wilsonart®, Pionite®, Nevamar® view here

EDGE TYPE view here

1 Vinyl Edges  (3/4" 3mm flat PVC)

EDGE COLOR view here

Black, Grey, Pewter, Saddle, Stone, Truffle and White

BASE FINISH view here

13 Powder Coat Finishes

GLIDE OPTION

Standard

MODESTY PANEL COLOR

Black, Grey, and White

AUXILIARY OPTIONS

Ganging Device (two per set)

Transport Trolley accommodates up to 6 bases and 6 tops


TOP AND BASE SIZE OPTIONS

Round	Fits Base	Square	Fits Base	Rectangle	Fits Base
48 Dia	A	42 x 42	A	24 x 48	A
54 Dia	A	48 x 48	B	30 x 48	A
60 Dia	B	54 x 54	C	24 x 60	B
				30 x 60	B
				24 x 72	C
				30 x 72	C


FAST

FINISHES / Laminate


To simplify your selection, the following laminates are pre-approved standards.
Don't see what you want? [Click here for all available laminates](#)



**Kensington
Maple
Wilsonart®**
(10776-60)




**Huntington
Maple
Wilsonart®**
(7929-38)




**Windsor
Mahogany
Wilsonart®**
(7039-60)



**Jewel Mahogany
Pionite®**
(WY351)



**Designer White
Wilsonart®**
(D354-60)



**Alabaster
Wilsonart®**
(D431-60)



**Desert Beige
Formica®**
(899-58)



**Platinum
Wilsonart®**
(D315-60)




**Citadel
Formica®**
(1097-58)



**Slate Grey
Wilsonart®**
(D91-60)




**Black
Pionite®**
(SE101)



**Shadow Zephyr
Wilsonart®**
(4857-60)




**Desert Zephyr
Wilsonart®**
(4841-60)




**Canyon Zephyr
Wilsonart®**
(4842-60)



**Misted Zephyr
Wilsonart®**
(4843-60)



**Twilight Zephyr
Wilsonart®**
(4845-60)



**Morro Zephyr
Wilsonart®**
(4846-60)

QUICK LINKS /

[View Table](#)

Customer Experience 800-859-7510 | lelandinternational.com


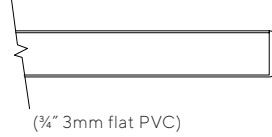
Due to limitations of the color printing process these finish samples should be considered representative only.
For larger finish samples, please contact Leland Customer Experience at (800) 859-7510.



FAST

FINISHES / Edges

TABLE EDGE DETAIL



Saddle
(SL)




Grey
(G)



White
(W)




Truffle
(TF)



Stone
(SN)



Pewter
(PW)



Black
(B)

QUICKLINKS /

[View Table](#)

Customer Experience 800-859-7510 | lelandinternational.com

Due to limitations of the color printing process these finish samples should be considered representative only. For larger finish samples, please contact Leland Customer Experience at (800) 859-7510.



FAST

FINISHES (BASE) / Powder Coat



Sterling
(ST)



Warm Grey
(WG)




Cool Grey
(CG)



Black
(B)



Matte Black
(MB)



White
(W)



Matte Gold Rush
(MGR)



Matte Mercury
(MMR)



Matte Mineral
(MMN)



Matte Burnish
(MBN)



Matte Foundry
(MFN)



Matte New Penny
(MNP)



Java
(JV)

QUICK LINKS /

[View Table](#)

Customer Experience 800-859-7510 | lelandinternational.com

Due to limitations of the color printing process these finish samples should be considered representative only. For larger finish samples, please contact Leland Customer Experience at (800) 859-7510.

