

**MARQUETTE
TABLE**

2019 Price List

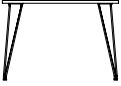













Pricing Effective February 2019






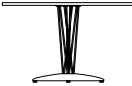


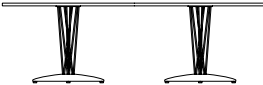












2019 MARQUETTE TABLES PRICE LIST

MARQUETTE TABLES: TABLE OF CONTENTS MT2
MARQUETTE VISUAL REFERENCE MT3
MARQUETTE SPECIFICATION INFORMATION MT5
MARQUETTE SPECIFICATION EXAMPLE MT6
MARQUETTE FOUR LEG BASE TABLE MT7
MARQUETTE FIVE LEG BASE TABLE MT9
MARQUETTE SIX LEG BASE TABLE MT10
MARQUETTE RADIANT BASE TABLE MT11
MARQUETTE DOME BASE TABLE MT13
MARQUETTE BAR DOME BASE TABLE MT23
LITTLE MARQUETTE TABLE MT25

MARQUETTE TABLES VISUAL REFERENCE

TABLE MODEL	TABLE TOP SIZES			BASE	PAGE
<p>Four Leg Base</p> 	<p>Round</p>  <p>36 DIA 42 DIA 48 DIA</p>	<p>Square</p>  <p>36 x 36 42 x 42 48 x 48</p>	<p>Rectangle</p>  <p>24 x 60 30 x 60 36 x 72 42 x 84</p>	<p>Black Chrome</p>	<p>Page 7 Page 8</p>
<p>Five Leg Base</p> 	<p>Round</p>  <p>54 DIA 60 DIA</p>			<p>Black Chrome</p>	<p>Page 9 Page 9</p>
<p>Six Leg Base</p> 		<p>Square</p>  <p>54 x 54 60 x 60</p>		<p>Black Chrome</p>	<p>Page 10 Page 10</p>
<p>Small Radiant Base</p> 	<p>Round</p>  <p>36 DIA 42 DIA</p>	<p>Square</p>  <p>42 x 42</p>		<p>Black Chrome</p>	<p>Page 11 Page 11</p>
<p>Large Radiant Base</p> 	<p>Round</p>  <p>48 DIA</p>	<p>Square</p>  <p>48 x 48</p>		<p>Black Chrome</p>	<p>Page 12 Page 12</p>
<p>Small Dome Base</p> 	<p>Round</p>  <p>24 DIA 30 DIA</p>	<p>Square</p>  <p>24 x 24</p>	<p>Rectangle</p>  <p>24 x 30</p>	<p>Black/Black Crinkle Black/Brushed Chrome Chrome/Brushed Chrome Chrome/Black Crinkle</p>	<p>Page 13 Page 13 Page 14 Page 14</p>

MARQUETTE TABLES VISUAL REFERENCE

TABLE MODEL	TABLE TOP SIZES			BASE	PAGE	
<p>Large Dome Base</p> 	<p>Round</p>  <p>36 DIA</p>	<p>Square</p>  <p>30 x 30 36 x 36</p>		<p>Black/Black Crinkle Black/Brushed Chrome Chrome/Brushed Chrome Chrome/Black Crinkle</p>	<p>Page 15 Page 15 Page 16 Page 16</p>	
<p>Extra Large Dome Base</p> 	<p>Round</p>  <p>42 DIA 48 DIA</p>	<p>Square</p>  <p>42 x 42 48 x 48</p>		<p>Black/Black Crinkle Black/Brushed Chrome Chrome/Brushed Chrome Chrome/Black Crinkle</p>	<p>Page 17 Page 17 Page 18 Page 18</p>	
<p>Tandem Dome Base</p> 			<p>Rectangle</p>  <p>30 x 60 36 x 72 42 x 84 48 x 96</p>	<p>Racetrack</p>  <p>36 x 72R 42 x 84R 48 x 96R</p>	<p>Black/Black Crinkle Black/Brushed Chrome Chrome/Brushed Chrome Chrome/Black Crinkle</p>	<p>Page 19 Page 20 Page 21 Page 22</p>
<p>Tandem Dome Base</p> 				<p>Ellipse</p>  <p>36 x 72E 42 x 84E 48 x 96E</p>	<p>Black/Black Crinkle Black/Brushed Chrome Chrome/Brushed Chrome Chrome/Black Crinkle</p>	<p>Page 19 Page 20 Page 21 Page 22</p>
<p>* Due to limits in functional space, please use caution when specifying ellipse tables for multiple seating.</p>						
<p>Bar Dome Base</p> 	<p>Round</p>  <p>24 DIA 30 DIA 36 DIA</p>	<p>Square</p>  <p>24 x 24 30 x 30</p>	<p>Rectangle</p>  <p>24 x 30</p>	<p>Black/Black Crinkle Black/Brushed Chrome Chrome/Brushed Chrome Chrome/Black Crinkle</p>	<p>Page 23 Page 23 Page 24 Page 24</p>	
<p>Little Marquette</p> 	<p>Round</p>  <p>36 DIA 42 DIA 48 DIA</p>	<p>Square</p>  <p>36 x 36 42 x 42 48 x 48</p>	<p>Rectangle</p>  <p>30 x 60</p>	<p>Black Sterling</p>	<p>Page 25 Page 25</p>	

MARQUETTE TABLES SPECIFICATION INFORMATION

TABLE MODEL

DESCRIPTION	CODE
Marquette four leg base	M4LB
Marquette five leg base	M5LB
Marquette six leg base	M6LB
Marquette small radiant base	MSRB
Marquette large radiant base	MLRB
Marquette small dome base	MSDB
Marquette large dome base	MLDB
Marquette extra large dome base	MXLDB
Marquette tandem dome base	MTDB
Marquette bar dome base	MBDB
Little Marquette, black leg base	MLTB
Little Marquette, sterling leg base	MLTST

BASE COLUMN OR LEG FINISH

Sterling is available on Little Marquette Tables only

DESCRIPTION	CODE	DESCRIPTION	CODE
Black	B	Chrome	C
Sterling	ST		

BASE DOME FINISH

DESCRIPTION	CODE	DESCRIPTION	CODE
Black Crinkle	B	Brushed Chrome	BC

TOP SIZE

ROUND	CODE	SQUARE	CODE	RECTANGLE	CODE
24 dia	24D	24x24	2424	24x30	2430
30 dia	30D	30x30	3030	24x60	2460
36 dia	36D	36x36	3636	30x60	3060
42 dia	42D	42x42	4242	36x72	3672
48 dia	48D	48x48	4848	42x84	4284
54 dia	54D	54x54	5454	48x96	4896
60 dia	60D	60x60	6060		

ELLIPSE	CODE	RACETRACK	CODE
36x72	3672E	36x72	3672R
42x84	4284E	42x84	4284R
48x96	4896E	48x96	4896R

TOP FINISH OR COLOR

WOOD TOPS:

LELAND COLORS (Click to view)

CUSTOM Specify Custom (01)

*Please note that Marquette Tables are NOT AVAILABLE in the following finishes: Natural Walnut Matte (08M), Natural Beech (09), Natural White Oak Matte (12M)

LAMINATE TOPS:


DESCRIPTION	CODE
Identify manufacturer, laminate code, & color	L

Please refer to the Leland Terms and Conditions Guide for a listing of standard laminates. For table pricing in laminates not listed, please contact Leland's Customer Experience Department for a quotation.


EDGE TYPE

VINYL EDGES:


DESCRIPTION **CODE**
 1 3/16" flat PVC V2




3/4" beveled PVC V4



3/4" flat PVC V5




1 3/16" 3mm PVC V6




WOOD EDGES:

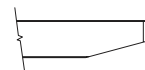
DESCRIPTION **CODE**
 1" beveled plywood W6



1" flat plywood W2



1 3/16" back-beveled wood W4



EDGE FINISH OR COLOR

VINYL EDGES:

DESCRIPTION	CODE	DESCRIPTION	CODE
Black	B	Grey	G
White	W		

WOOD EDGES:

LELAND COLORS (Click to view)

CUSTOM Specify Custom (01)

*Please note that Marquette Tables are NOT AVAILABLE in the following finishes: Natural Walnut Matte (08M), Natural Beech (09), Natural White Oak Matte (12M)
 Wood top and edge must be specified in the same standard Leland finish.

SELF EDGES:

For laminate tops, edge must be specified in the same laminate as top surface. Contact Leland International Customer Experience Department for a quotation.

POWER / DATA OPTIONS

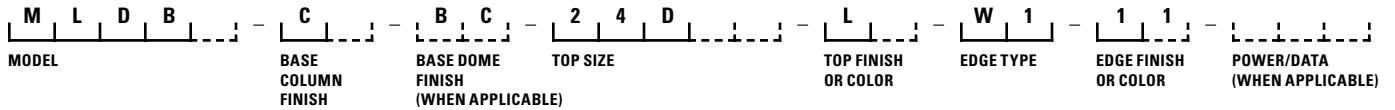
Flip Top Power Unit is available on Tandem Dome Base Table only.

DESCRIPTION	CODE
1 Power Unit, Molded Black	1PB
1 Power Unit, Silver Mica	1PS

Consists of two 120v AC receptacles and adapter kit to accept couplers & jacks. Location is in the center of the table top. Power cord extends 1' from dome base.

SPECIFICATIONS REQUIRED TO CREATE THE PRODUCT CODE

- Model
- Base Column or Leg Finish
- Base Dome Finish (when applicable)
- Top Size
- Top Finish or Color
- Edge Type
- Edge Finish or Color
- Power/Data (when applicable)



MODEL

Marquette Large Dome Base Table (MLDB)

BASE COLUMN FINISH

Chrome (C)

BASE DOME FINISH

Brushed Chrome (BC)

TOP SIZE

36" Round (36D)

TOP FINISH OR COLOR

Laminate (L)

EDGE TYPE

1" Flat Plywood (W2)

EDGE FINISH OR COLOR

Natural (11)

POWER / DATA

When applicable





MARQUETTE TABLE

four leg base
H 29

MODEL
M4LB-B

TOP SIZE/CODE

LIST PRICE/EDGE CODES:




V2

V6

W6

W2

W4

		
Round	Square	Rectangle
36 DIA	36 x 36	24 x 60
42 DIA	42 x 42	30 x 60
48 DIA	48 x 48	36 x 72
		42 x 84

Wood Top - Black Finish Legs

36 DIA - 36D	\$1179	N/A	1556	1556	1965
42 DIA - 42D	\$1235	N/A	1669	1669	2269
48 DIA - 48D	\$1527	N/A	1691	1691	2581
36x36 - 3636	\$1188	N/A	1567	1567	1991
42x42 - 4242	\$1248	N/A	1684	1684	2300
48x48 - 4848	\$1553	N/A	1716	1716	2614
24x60 - 2460	\$1273	N/A	1615	1615	2217
30x60 - 3060	\$1314	N/A	1646	1646	2424
36x72 - 3672	\$1729	N/A	2252	2252	3080
42x84 - 4284	\$1836	N/A	2398	2398	3627

Laminate Top - Black Finish Legs




36 DIA - 36D	\$N/A	1037	1349	1349	1859
42 DIA - 42D	\$N/A	1236	1496	1496	2098
48 DIA - 48D	\$N/A	1262	1506	1506	2113
36x36 - 3636	\$N/A	1046	1360	1360	1886
42x42 - 4242	\$N/A	1251	1513	1513	2129
48x48 - 4848	\$N/A	1289	1521	1521	2149
24x60 - 2460	\$N/A	1128	1260	1260	1840
30x60 - 3060	\$N/A	1140	1374	1374	1980
36x72 - 3672	\$N/A	1486	1803	1803	2791
42x84 - 4284	\$N/A	1954	2450	2450	3250

TO SPECIFY: Please refer to the Leland Specification Guide for complete specifying information. Specify all products by their product code.



MARQUETTE TABLE

four leg base
H 29

		
Round	Square	Rectangle
36 DIA	36 x 36	24 x 60
42 DIA	42 x 42	30 x 60
48 DIA	48 x 48	36 x 72
		42 x 84

MODEL	TOP SIZE/CODE	LIST PRICE/EDGE CODES:	V2	V6	W6	W2	W4
M4LB-C	Wood Top - Chrome Finish Legs						
	36 DIA - 36D	\$1369	N/A	1746	1746	2154	
	42 DIA - 42D	\$1422	N/A	1859	1859	2460	
	48 DIA - 48D	\$1718	N/A	1880	1880	2771	
	36x36 - 3636	\$1375	N/A	1755	1755	2179	
	42x42 - 4242	\$1440	N/A	1874	1874	2488	
	48x48 - 4848	\$1742	N/A	1903	1903	2806	
	24x60 - 2460	\$1462	N/A	1805	1805	2406	
	30x60 - 3060	\$1504	N/A	1836	1836	2612	
	36x72 - 3672	\$1918	N/A	2441	2441	3267	
	42x84 - 4284	\$2025	N/A	2588	2588	3816	
	Laminate Top - Chrome Finish Legs						
	36 DIA - 36D	\$N/A	1236	1549	1549	2058	
	42 DIA - 42D	\$N/A	1438	1695	1695	2298	
	48 DIA - 48D	\$N/A	1462	1721	1721	2311	
	36x36 - 3636	\$N/A	1246	1559	1559	2086	
	42x42 - 4242	\$N/A	1449	1711	1711	2330	
	48x48 - 4848	\$N/A	1489	1747	1747	2346	
	24x60 - 2460	\$N/A	1254	1458	1458	2039	
	30x60 - 3060	\$N/A	1339	1572	1572	2178	
	36x72 - 3672	\$N/A	1685	2001	2001	2989	
	42x84 - 4284	\$N/A	2153	2649	2649	3451	

TO SPECIFY: Please refer to the Leland Specification Guide for complete specifying information. Specify all products by their product code.

MARQUETTE FIVE LEG BASE TABLE Design: Bruce Sienkowski



MARQUETTE TABLE

	MODEL	TOP SIZE/CODE	LIST PRICE/EDGE CODES:	V2	V6	W6	W2	W4
black powder coat five leg base H 29	M5LB-B	Wood Top - Black Finish Legs						
		54 DIA - 54D		\$1921	N/A	2412	2412	3236
		60 DIA - 60D		\$1964	N/A	2452	2452	3629
		Laminate Top - Black Finish Legs						
Round 54 DIA 60 DIA		54 DIA - 54D		\$N/A	1840	2142	2142	2825
		60 DIA - 60D		\$N/A	1884	2187	2187	2837



Round
54 DIA
60 DIA



MARQUETTE TABLE

	MODEL	TOP SIZE/CODE	LIST PRICE/EDGE CODES:	V2	V6	W6	W2	W4
chrome five leg base H 29	M5LB-C	Wood Top - Chrome Finish Legs						
		54 DIA - 54D		\$2159	N/A	2649	2649	3472
		60 DIA - 60D		\$2201	N/A	2691	2691	3865
		Laminate Top - Chrome Finish Legs						
Round 54 DIA 60 DIA		54 DIA - 54D		\$N/A	2089	2391	2391	3076
		60 DIA - 60D		\$N/A	2133	2436	2436	3088



Round
54 DIA
60 DIA


TO SPECIFY: Please refer to the Leland Specification Guide for complete specifying information. Specify all products by their product code.

MARQUETTE SIX LEG BASE TABLE Design: Bruce Sienkowski



MARQUETTE TABLE	MODEL	TOP SIZE/CODE	LIST PRICE/EDGE CODES:	V2	V6	W6	W2	W4
black powder coat six leg base H 29	M6LB-B	Wood Top - Black Finish Legs						
		54x54 - 5454		\$1978	N/A	2574	2574	3438
		60x60 - 6060		\$2138	N/A	2615	2615	3830
 Square 54 x 54 60 x 60		Laminate Top - Black Finish Legs						
		54x54 - 5454		\$N/A	2021	2337	2337	3033
		60x60 - 6060		\$N/A	2066	2381	2381	3045



MARQUETTE TABLE	MODEL	TOP SIZE/CODE	LIST PRICE/EDGE CODES:	V2	V6	W6	W2	W4
chrome six leg base H 29	M6LB-C	Wood Top - Chrome Finish Legs						
		54x54 - 5454		\$2368	N/A	2860	2860	3719
		60x60 - 6060		\$2424	N/A	2902	2902	4111
 Square 54 DIA 60 DIA		Laminate Top - Chrome Finish Legs						
		54x54 - 5454		\$N/A	2322	2536	2536	3329
		60x60 - 6060		\$N/A	2367	2580	2580	3342


TO SPECIFY: Please refer to the Leland Specification Guide for complete specifying information. Specify all products by their product code.

MARQUETTE SMALL RADIANT BASE TABLE Design: Bruce Sienkowski



MARQUETTE TABLE

	MODEL	TOP SIZE/CODE	LIST PRICE/EDGE CODES:	V2	V6	W6	W2	W4
small radiant base H 29	MSRB-B	Wood Top - Black Finish Legs						
		36 DIA - 36D	\$1292	N/A	1668	1668	2075	
		42 DIA - 42D	\$1345	N/A	1779	1779	2380	
		42x42 - 4242	\$1360	N/A	1794	1794	2411	
		Laminate Top - Black Finish Legs						
		36 DIA - 36D	\$N/A	1131	1465	1465	1979	
		42 DIA - 42D	\$N/A	1316	1613	1613	2222	
		42x42 - 4242	\$N/A	1335	1627	1627	2253	




Round Square
36 DIA 42 x 42
42 DIA



MARQUETTE TABLE

	MODEL	TOP SIZE/CODE	LIST PRICE/EDGE CODES:	V2	V6	W6	W2	W4
small radiant base H 29	MSRB-C	Wood Top - Chrome Finish Legs						
		36 DIA - 36D	\$1474	N/A	1850	1850	2260	
		42 DIA - 42D	\$1527	N/A	1964	1964	2563	
		42x42 - 4242	\$1545	N/A	1978	1978	2594	
		Laminate Top - Chrome Finish Legs						
		36 DIA - 36D	\$N/A	1327	1620	1620	2170	
		42 DIA - 42D	\$N/A	1512	1757	1757	2413	
		42x42 - 4242	\$N/A	1525	1774	1774	2444	



Round Square
36 DIA 42 x 42
42 DIA

TO SPECIFY: Please refer to the Leland Specification Guide for complete specifying information. Specify all products by their product code.

MARQUETTE LARGE RADIANT BASE TABLE Design: Bruce Sienkowski



MARQUETTE TABLE


large radiant base
H 29

MODEL
MLRB-B

TOP SIZE/CODE
Wood Top - Black Finish Legs
48 DIA - 48D
48x48 - 4848

LIST PRICE/EDGE CODES:

V2	V6	W6	W2	W4
\$1733	N/A	1895	1895	2787
\$1757	N/A	1919	1919	2819



Round
48 DIA

Square
48 x 48

Laminate Top - Black Finish Legs

48 DIA - 48D	\$N/A	1413	1767	1767	2342
48x48 - 4848	\$N/A	1441	1791	1791	2368



MARQUETTE TABLE

large radiant base
H 29

MODEL
MLRB-C

TOP SIZE/CODE
Wood Top - Chrome Finish Legs
48 DIA - 48D
48x48 - 4848

LIST PRICE/EDGE CODES:

V2	V6	W6	W2	W4
\$1953	N/A	2116	2116	3008
\$1978	N/A	2141	2141	3040



Round
48 DIA




Square
48 x 48

Laminate Top - Chrome Finish Legs

48 DIA - 48D	\$N/A	1628	1895	1895	2563
48x48 - 4848	\$N/A	1656	1921	1921	2598




TO SPECIFY: Please refer to the Leland Specification Guide for complete specifying information. Specify all products by their product code.



MARQUETTE TABLE		MODEL	TOP SIZE/CODE	LIST PRICE/EDGE CODES: V2 V4 V5 V6 W6 W2 W4							
small dome base		MSDB-B-B	Wood Top								
black column/black crinkle dome			24 DIA - 24D	\$1148	1160	1192	N/A	1321	1321	1739	
H 29			30 DIA - 30D	\$1223	1211	1243	N/A	1351	1351	1931	
			24x24 - 2424	\$1154	N/A	1197	N/A	1329	1329	1790	
Round	Square	Rectangle	24x30 - 2430	\$1354	N/A	1387	N/A	1455	1455	2011	
24 DIA	24 x 24	24 x 30	Laminate Top								
30 DIA			24 DIA - 24D	\$N/A	1058	1092	1073	1162	1162	1641	
			30 DIA - 30D	\$N/A	1155	1188	1179	1438	1438	1774	
			24x24 - 2424	\$N/A	N/A	1097	1077	1168	1168	1694	
			24x30 - 2430	\$N/A	N/A	1350	1312	1537	1537	1893	

The V4 edge is not available in square or rectangle top sizes.






MARQUETTE TABLE		MODEL	TOP SIZE/CODE	LIST PRICE/EDGE CODES: V2 V4 V5 V6 W6 W2 W4						
small dome base		MSDB-B-BC	Wood Top							
black column/brushed chrome dome			24 DIA - 24D	\$1274	1284	1315	N/A	1447	1447	1863
H 29			30 DIA - 30D	\$1346	1337	1369	N/A	1477	1477	2055
			24x24 - 2424	\$1278	N/A	1320	N/A	1451	1451	1883
Round	Square	Rectangle	24x30 - 2430	\$1480	N/A	1513	N/A	1581	1581	2134
24 DIA	24 x 24	24 x 30	Laminate Top							
30 DIA			24 DIA - 24D	N/A	1192	1224	1203	1294	1294	1773
			30 DIA - 30D	N/A	1286	1316	1310	1578	1578	1903
			24x24 - 2424	N/A	N/A	1228	1209	1299	1299	1793
			24x30 - 2430	N/A	N/A	1456	1444	1669	1669	2022

The V4 edge is not available in square or rectangle top sizes.




TO SPECIFY: Please refer to the Leland Specification Guide for complete specifying information. Specify all products by their product code.



MARQUETTE TABLE		MODEL	TOP SIZE/CODE	LIST PRICE/EDGE CODES: V2 V4 V5 V6 W6 W2 W4							
small dome base		MSDB-C-BC	Wood Top								
chrome column/brushed chrome dome			24 DIA - 24D	\$1365	1373	1406	N/A	1536	1536	1953	
H 29			30 DIA - 30D	\$1438	1424	1458	N/A	1567	1567	2145	
			24x24 - 2424	\$1369	N/A	1411	N/A	1541	1541	1971	
			24x30 - 2430	\$1570	N/A	1602	N/A	1670	1670	2225	
											
Round	Square	Rectangle									
24 DIA	24 x 24	24 x 30	Laminate Top								
30 DIA			24 DIA - 24D	\$N/A	1284	1315	1299	1387	1387	1865	
			30 DIA - 30D	\$N/A	1381	1412	1405	1661	1661	1997	
			24x24 - 2424	\$N/A	N/A	1321	1303	1392	1392	1883	
			24x30 - 2430	\$N/A	N/A	1537	1529	1763	1763	2118	

The V4 edge is not available in square or rectangle top sizes.



MARQUETTE TABLE		MODEL	TOP SIZE/CODE	LIST PRICE/EDGE CODES: V2 V4 V5 V6 W6 W2 W4							
small dome base		MSDB-C-B	Wood Top								
chrome column/black crinkle dome			24 DIA - 24D	\$1239	1248	1280	N/A	1412	1412	1828	
H 29			30 DIA - 30D	\$1248	1301	1335	N/A	1443	1443	2020	
			24x24 - 2424	\$1243	N/A	1286	N/A	1417	1417	1867	
			24x30 - 2430	\$1446	N/A	1477	N/A	1547	1547	2100	
											
Round	Square	Rectangle									
24 DIA	24 x 24	24 x 30	Laminate Top								
30 DIA			24 DIA - 24D	\$N/A	1153	1187	1168	1257	1257	1736	
			30 DIA - 30D	\$N/A	1249	1280	1274	1529	1529	1867	
			24x24 - 2424	\$N/A	N/A	1192	1173	1262	1262	1775	
			24x30 - 2430	\$N/A	N/A	1419	1407	1630	1630	1987	

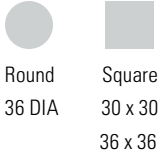
The V4 edge is not available in square or rectangle top sizes.

TO SPECIFY: Please refer to the Leland Specification Guide for complete specifying information. Specify all products by their product code.



MARQUETTE TABLE

	MODEL	TOP SIZE/CODE	LIST PRICE/EDGE CODES:	V2	V4	V5	V6	W6	W2	W4
large dome base	MLDB-B-B	Wood Top								
black column/black crinkle dome		36 DIA - 36D	\$1763	1618	1667	N/A	2035	2035	2442	
H 29		30x30 - 3030	\$1307	N/A	1307	N/A	1431	1431	2034	
		36x36 - 3636	\$1773	N/A	1676	N/A	2143	2143	2576	
		Laminate Top								
		36 DIA - 36D	\$N/A	1593	1522	1629	1850	1850	2364	
		30x30 - 3030	\$N/A	N/A	1286	1270	1533	1533	1916	
		36x36 - 3636	\$N/A	N/A	1655	1639	1965	1965	2501	

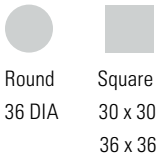


The V4 edge is not available in square or rectangle top sizes.



MARQUETTE TABLE

	MODEL	TOP SIZE/CODE	LIST PRICE/EDGE CODES:	V2	V4	V5	V6	W6	W2	W4
large dome base	MLDB-B-BC	Wood Top								
black column/brushed chrome dome		36 DIA - 36D	\$1915	1767	1757	N/A	2185	2185	2591	
H 29		30x30 - 3030	\$1456	N/A	1456	N/A	1582	1582	2184	
		36x36 - 3636	\$1922	N/A	1826	N/A	2293	2293	2724	
		Laminate Top								
		36 DIA - 36D	\$N/A	1746	1679	1785	2009	2009	2520	
		30x30 - 3030	\$N/A	N/A	1444	1426	1676	1676	2045	
		36x36 - 3636	\$N/A	N/A	1811	1795	2121	2121	2659	



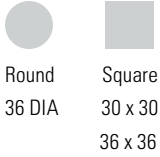
The V4 edge is not available in square or rectangle top sizes.

TO SPECIFY: Please refer to the Leland Specification Guide for complete specifying information. Specify all products by their product code.

MARQUETTE LARGE DOME BASE TABLE Design: Bruce Sienkowski



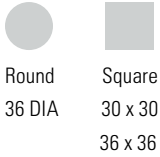
MARQUETTE TABLE		MODEL	TOP SIZE/CODE	LIST PRICE/EDGE CODES: V2 V4 V5 V6 W6 W2 W4							
large dome base	MLDB-C-BC		Wood Top								
chrome column/brushed chrome dome			36 DIA - 36D	\$2051	1904	1897	N/A	2324	2324	2733	
H 29			30x30 - 3030	\$1597	N/A	1597	N/A	1721	1721	2322	
			36x36 - 3636	\$2062	N/A	1966	N/A	2432	2432	2865	
			Laminate Top								
			36 DIA - 36D	\$N/A	1898	1827	1933	2154	2154	2667	
			30x30 - 3030	\$N/A	N/A	1590	1572	1822	1822	2179	
			36x36 - 3636	\$N/A	N/A	1958	1942	2268	2268	2806	



The V4 edge is not available in square or rectangle top sizes.



MARQUETTE TABLE		MODEL	TOP SIZE/CODE	LIST PRICE/EDGE CODES: V2 V4 V5 V6 W6 W2 W4						
large dome base	MLDB-C-B		Wood Top							
chrome column/black crinkle dome			36 DIA - 36D	\$1902	1757	1748	N/A	2175	2175	2583
H 29			30x30 - 3030	\$1448	N/A	1448	N/A	1572	1572	2173
			36x36 - 3636	\$1914	N/A	1818	N/A	2284	2284	2717
			Laminate Top							
			36 DIA - 36D	\$N/A	1742	1672	1776	1997	1997	2512
			30x30 - 3030	\$N/A	N/A	1437	1417	1668	1668	2023
			36x36 - 3636	\$N/A	N/A	1803	1787	2114	2114	2648




The V4 edge is not available in square or rectangle top sizes.


TO SPECIFY: Please refer to the Leland Specification Guide for complete specifying information. Specify all products by their product code.

MARQUETTE EXTRA LARGE DOME BASE TABLE Design: Bruce Sienkowski




MARQUETTE TABLE


	MODEL	TOP SIZE/CODE	LIST PRICE/EDGE CODES:	V2	V6	W6	W2	W4
extra large dome base	MXLDB-B-B	Wood Top						
black column/black crinkle dome		42 DIA - 42D	\$2030	N/A	2466	2466	3067	
H 29		48 DIA - 48D	\$2295	N/A	2595	2595	3487	
		42x42 - 4242	\$2046	N/A	2481	2481	3096	
Round		48x48 - 4848	\$2320	N/A	2691	2691	4481	
42 DIA		Laminate Top						
48 DIA		42 DIA - 42D	\$N/A	2071	2274	2274	2940	
		48 DIA - 48D	\$N/A	2277	2399	2399	3068	
		42x42 - 4242	\$N/A	2088	2291	2291	2973	
		48x48 - 4848	\$N/A	2295	2501	2501	4147	

 Square
 42 x 42
 48 x 48



MARQUETTE TABLE



	MODEL	TOP SIZE/CODE	LIST PRICE/EDGE CODES:	V2	V6	W6	W2	W4
extra large dome base	MXLDB-B-BC	Wood Top						
black column/brushed chrome dome		42 DIA - 42D	\$2218	N/A	2651	2651	3254	
H 29		48 DIA - 48D	\$2717	N/A	2782	2782	3673	
		42x42 - 4242	\$2232	N/A	2667	2667	3284	
Round		48x48 - 4848	\$2743	N/A	2880	2880	4667	
42 DIA		Laminate Top						
48 DIA		42 DIA - 42D	\$N/A	2254	2470	2470	3137	
		48 DIA - 48D	\$N/A	2465	2595	2595	3264	
		42x42 - 4242	\$N/A	2269	2486	2486	3168	
		48x48 - 4848	\$N/A	2490	2698	2698	4344	

 Square
 42 x 42
 48 x 48



TO SPECIFY: Please refer to the Leland Specification Guide for complete specifying information. Specify all products by their product code.

MARQUETTE EXTRA LARGE DOME BASE TABLE Design: Bruce Sienkowski




MARQUETTE TABLE	MODEL	TOP SIZE/CODE	LIST PRICE/EDGE CODES:	V2	V6	W6	W2	W4
extra large dome base	MXLDB-C-BC	Wood Top						
chrome column/brushed chrome dome		42 DIA - 42D	\$2359	N/A	2793	2793	3394	
H 29		48 DIA - 48D	\$2859	N/A	2923	2923	3815	
		42x42 - 4242	\$2373	N/A	2809	2809	3423	
		48x48 - 4848	\$2884	N/A	3019	3019	4807	
Round		Laminate Top						
42 DIA		42 DIA - 42D	\$N/A	2401	2617	2617	3286	
48 DIA		48 DIA - 48D	\$N/A	2612	2744	2744	3411	
		42x42 - 4242	\$N/A	2416	2636	2636	3317	
		48x48 - 4848	\$N/A	2639	2846	2846	4492	



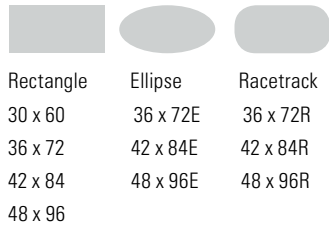
MARQUETTE TABLE	MODEL	TOP SIZE/CODE	LIST PRICE/EDGE CODES:	V2	V6	W6	W2	W4
extra large dome base	MXLDB-C-B	Wood Top						
chrome column/black crinkle dome		42 DIA - 42D	\$2170	N/A	2607	2607	3207	
H 29		48 DIA - 48D	\$2634	N/A	2737	2737	3629	
		42x42 - 4242	\$2187	N/A	2621	2621	3237	
		48x48 - 4848	\$2659	N/A	2833	2833	4620	
Round		Laminate Top						
42 DIA		42 DIA - 42D	\$N/A	2221	2424	2424	3088	
48 DIA		48 DIA - 48D	\$N/A	2376	2546	2546	3216	
		42x42 - 4242	\$N/A	2234	2439	2439	3120	
		48x48 - 4848	\$N/A	2403	2648	2648	4294	

TO SPECIFY: Please refer to the Leland Specification Guide for complete specifying information. Specify all products by their product code.



MARQUETTE TABLE

	MODEL	TOP SIZE/CODE	LIST PRICE/EDGE CODES:	V2	V6	W6	W2	W4
tandem dome base	MTDB-B-B	Wood Top						
black column/black crinkle dome		30x60 - 3060	\$2429	N/A	2731	2731	3830	
H 29		36x72 - 3672	\$2855	N/A	3375	3375	4555	
		42x84 - 4284	\$3600	N/A	4162	4162	5389	
		48x96 - 4896	\$3964	N/A	4194	4194	6011	
		36x72 - 3672E	\$2866	N/A	3390	3390	4675	
		42x84 - 4284E	\$3612	N/A	4174	4174	5402	
		48x96 - 4896E	\$3979	N/A	4205	4205	6023	
		36x72 - 3672R	\$2866	N/A	3390	3390	4675	
		42x84 - 4284R	\$3612	N/A	4174	4174	5402	
		48x96 - 4896R	\$3979	N/A	4205	4205	6023	
		Laminate Top						
		30x60 - 3060	\$N/A	2337	2543	2543	3311	
		36x72 - 3672	\$N/A	2707	2983	2983	3971	
		42x84 - 4284	\$N/A	3873	4304	4304	5102	
		48x96 - 4896	\$N/A	3902	4336	4336	5128	
		36x72 - 3672E	\$N/A	2719	2997	2997	4273	
		42x84 - 4284E	\$N/A	3886	4316	4316	5364	
		48x96 - 4896E	\$N/A	3914	4348	4348	5410	
		36x72 - 3672R	\$N/A	2719	2997	2997	4376	
		42x84 - 4284R	\$N/A	3886	4316	4316	5619	
		48x96 - 4896R	\$N/A	3914	4348	4348	5649	



Rectangle	Ellipse	Racetrack
30 x 60	36 x 72E	36 x 72R
36 x 72	42 x 84E	42 x 84R
42 x 84	48 x 96E	48 x 96R
48 x 96		


Due to limits in functional space, please use caution when specifying ellipse tables for multiple seating.

POWER/DATA

	MODEL		LIST PRICE
flip top power/data unit	1PB	Molded Black	\$1040
W 7 D 3 CORD LENGTH EXTENDS 1 FT. FROM DOME BASE	1PS	Silver Mica	\$1089

Power/Data unit has two 120v AC receptacles and adapter kit to accept couplers & jacks.
Power/Data is available with Tandem Dome base only and must be specified at the time of ordering.

TO SPECIFY: Please refer to the Leland Specification Guide for complete specifying information. Specify all products by their product code.




MARQUETTE TABLE		MODEL	TOP SIZE/CODE	LIST PRICE/EDGE CODES:	V2	V6	W6	W2	W4
tandem dome base		MTDB-B-BC	Wood Top						
black column/brushed chrome dome			30x60 - 3060	\$2679	N/A	2979	2979	4077	
H 29			36x72 - 3672	\$3152	N/A	3674	3674	4952	
			42x84 - 4284	\$3973	N/A	4535	4535	5764	
			48x96 - 4896	\$4339	N/A	4566	4566	6386	
			36x72 - 3672E	\$3163	N/A	3686	3686	4965	
Rectangle			42x84 - 4284E	\$3986	N/A	4547	4547	5775	
30 x 60			48x96 - 4896E	\$4351	N/A	4580	4580	6397	
36 x 72			36x72 - 3672R	\$3163	N/A	3686	3686	4965	
42 x 84			42x84 - 4284R	\$3986	N/A	4547	4547	5775	
48 x 96			48x96 - 4896R	\$4351	N/A	4580	4580	6397	
Ellipse			Laminate Top						
36 x 72E			30x60 - 3060	\$N/A	2598	2807	2807	3508	
42 x 84E			36x72 - 3672	\$N/A	3018	3297	3297	4285	
48 x 96E			42x84 - 4284	\$N/A	4266	4695	4695	5495	
Racetrack		48x96 - 4896	\$N/A	4293	4729	4729	5520		
36 x 72R		36x72 - 3672E	\$N/A	3033	3309	3309	4717		
42 x 84R		42x84 - 4284E	\$N/A	4278	4709	4709	6050		
48 x 96R		48x96 - 4896E	\$N/A	4308	4742	4742	6081		
		36x72 - 3672R	\$N/A	3033	3309	3309	4717		
		42x84 - 4284R	\$N/A	4278	4709	4709	6050		
		48x96 - 4896R	\$N/A	4308	4742	4742	6081		

Due to limits in functional space, please use caution when specifying ellipse tables for multiple seating.

POWER/DATA		MODEL	LIST PRICE	
flip top power/data unit		1PB	Molded Black	\$1040
W7 D3	CORD LENGTH EXTENDS 1 FT. FROM DOME BASE	1PS	Silver Mica	\$1089

Power/Data unit has two 120v AC receptacles and adapter kit to accept couplers & jacks.
Power/Data is available with Tandem Dome base only and must be specified at the time of ordering.

TO SPECIFY: Please refer to the Leland Specification Guide for complete specifying information. Specify all products by their product code.




MARQUETTE TABLE		MODEL	TOP SIZE/CODE	LIST PRICE/EDGE CODES:	V2	V6	W6	W2	W4
tandem dome base		MTDB-C-BC	Wood Top						
chrome column/brushed chrome dome			30x60 - 3060	\$2857	N/A	3157	3157	4361	
H 29			36x72 - 3672	\$3432	N/A	3955	3955	5261	
			42x84 - 4284	\$4255	N/A	4816	4816	6044	
			48x96 - 4896	\$4619	N/A	4846	4846	6664	
			36x72 - 3672E	\$3445	N/A	3967	3967	5274	
			42x84 - 4284E	\$4267	N/A	4829	4829	6056	
			48x96 - 4896E	\$4633	N/A	4860	4860	6679	
			36x72 - 3672R	\$3445	N/A	3967	3967	5274	
			42x84 - 4284R	\$4267	N/A	4829	4829	6056	
			48x96 - 4896R	\$4633	N/A	4860	4860	6679	
			Laminate Top						
			30x60 - 3060	\$N/A	2787	2993	2993	3672	
			36x72 - 3672	\$N/A	3314	4587	4587	5022	
			42x84 - 4284	\$N/A	4493	4989	4989	5790	
			48x96 - 4896	\$N/A	4529	5023	5023	5812	
			36x72 - 3672E	\$N/A	3326	4601	4601	5043	
			42x84 - 4284E	\$N/A	4505	5003	5003	6375	
			48x96 - 4896E	\$N/A	4541	5036	5036	6405	
			36x72 - 3672R	\$N/A	3326	4601	4601	5043	
			42x84 - 4284R	\$N/A	4505	5003	5003	6375	
			48x96 - 4896R	\$N/A	4541	5050	5050	6405	

Due to limits in functional space, please use caution when specifying ellipse tables for multiple seating.

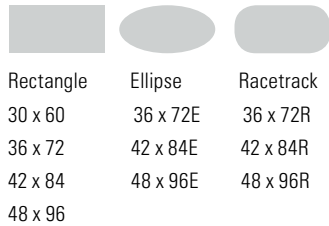
POWER/DATA		MODEL	LIST PRICE	
flip top power/data unit		1PB	Molded Black	\$1040
W7 D3	CORD LENGTH EXTENDS 1 FT. FROM DOME BASE	1PS	Silver Mica	\$1089

Power/Data unit has two 120v AC receptacles and adapter kit to accept couplers & jacks.
Power/Data is available with Tandem Dome base only and must be specified at the time of ordering.

TO SPECIFY: Please refer to the Leland Specification Guide for complete specifying information. Specify all products by their product code.



MARQUETTE TABLE		MODEL	TOP SIZE/CODE	LIST PRICE/EDGE CODES:	V2	V6	W6	W2	W4
tandem dome base		MTDB-C-B	Wood Top						
chrome column/black crinkle dome			30x60 - 3060	\$2608	N/A	2908	2908	4088	
H 29			36x72 - 3672	\$3135	N/A	3657	3657	4934	
			42x84 - 4284	\$3880	N/A	4442	4442	5669	
			48x96 - 4896	\$4244	N/A	4472	4472	6291	
			36x72 - 3672E	\$3147	N/A	3670	3670	4945	
			42x84 - 4284E	\$3892	N/A	4455	4455	5683	
			48x96 - 4896E	\$4258	N/A	4487	4487	6305	
			36x72 - 3672R	\$3147	N/A	3670	3670	4945	
			42x84 - 4284R	\$3892	N/A	4455	4455	5683	
			48x96 - 4896R	\$4258	N/A	4487	4487	6305	
			Laminate Top						
			30x60 - 3060	\$N/A	2524	2733	2733	3474	
		36x72 - 3672	\$N/A	3000	3592	3592	4267		
		42x84 - 4284	\$N/A	4166	4598	4598	5398		
		48x96 - 4896	\$N/A	4196	4632	4632	5422		
		36x72 - 3672E	\$N/A	3014	3605	3605	4699		
		42x84 - 4284E	\$N/A	4181	4609	4609	5942		
		48x96 - 4896E	\$N/A	4209	4642	4642	5973		
		36x72 - 3672R	\$N/A	3014	3605	3605	4699		
		42x84 - 4284R	\$N/A	4181	4609	4609	5942		
		48x96 - 4896R	\$N/A	4209	4642	4642	5973		



Due to limits in functional space, please use caution when specifying ellipse tables for multiple seating.

POWER/DATA	MODEL	LIST PRICE
flip top power/data unit	1PB	Molded Black \$1040
W7 D3 CORD LENGTH EXTENDS 1 FT. FROM DOME BASE	1PS	Silver Mica \$1089

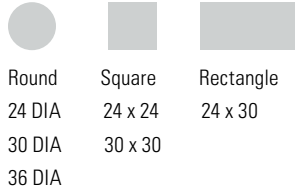
Power/Data unit has two 120v AC receptacles and adapter kit to accept couplers & jacks.
Power/Data is available with Tandem Dome base only and must be specified at the time of ordering.

TO SPECIFY: Please refer to the Leland Specification Guide for complete specifying information. Specify all products by their product code.



MARQUETTE TABLE

	MODEL	TOP SIZE/CODE	LIST PRICE/EDGE CODES:	V2	V4	V5	V6	W6	W2	W4
bar dome base	MBDB-B-B	Wood Top								
black column/black crinkle dome		24 DIA - 24D	\$1210	1222	1252	N/A	1384	1384	1799	
H 42		30 DIA - 30D	\$1354	1314	1354	N/A	1413	1413	1992	
		36 DIA - 36D	\$1820	1731	1772	N/A	2197	2197	2606	
		24x24 - 2424	\$1215	N/A	1258	N/A	1388	1388	2001	
		30x30 - 3030	\$1364	N/A	1364	N/A	1486	1486	2296	
		24x30 - 2430	\$1417	N/A	1448	N/A	1517	1517	2071	
		Laminate Top								
		24 DIA - 24D	\$N/A	1151	1155	1146	1227	1227	1719	
		30 DIA - 30D	\$N/A	1298	1338	1337	1499	1499	1838	
		36 DIA - 36D	\$N/A	1656	1695	1710	2021	2021	2536	
		24x24 - 2424	\$N/A	N/A	1161	1152	1231	1231	1787	
		30x30 - 3030	\$N/A	N/A	1799	1797	2042	2042	2498	
		24x30 - 2430	\$N/A	N/A	1389	1389	1618	1618	1957	

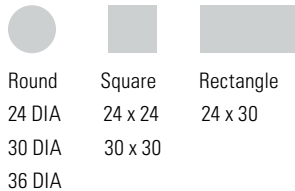


The V4 edge is not available in square or rectangle top sizes.



MARQUETTE TABLE

	MODEL	TOP SIZE/CODE	LIST PRICE/EDGE CODES:	V2	V4	V5	V6	W6	W2	W4
bar dome base	MBDB-B-BC	Wood Top								
black column/brushed chrome dome		24 DIA - 24D	\$1336	1345	1376	N/A	1510	1510	1924	
H 42		30 DIA - 30D	\$1504	1463	1504	N/A	1537	1537	2117	
		36 DIA - 36D	\$1968	1880	1919	N/A	2344	2344	2753	
		24x24 - 2424	\$1340	N/A	1382	N/A	1514	1514	2138	
		30x30 - 3030	\$1512	N/A	1512	N/A	1636	1636	2460	
		24x30 - 2430	\$1541	N/A	1572	N/A	1641	1641	2196	
		Laminate Top								
		24 DIA - 24D	\$N/A	1254	1286	1277	1357	1357	1836	
		30 DIA - 30D	\$N/A	1453	1382	1492	1629	1629	1968	
		36 DIA - 36D	\$N/A	1811	1850	1864	2177	2177	2690	
		24x24 - 2424	\$N/A	N/A	1293	1282	1364	1364	2038	
		30x30 - 3030	\$N/A	N/A	1499	1498	1733	1733	2300	
		24x30 - 2430	\$N/A	N/A	1520	1520	1754	1754	2088	

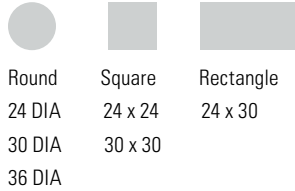


The V4 edge is not available in square or rectangle top sizes.

TO SPECIFY: Please refer to the Leland Specification Guide for complete specifying information. Specify all products by their product code.



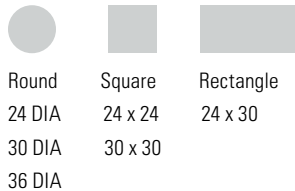
MARQUETTE TABLE		MODEL	TOP SIZE/CODE	LIST PRICE/EDGE CODES: V2 V4 V5 V6 W6 W2 W4							
bar dome base		MBDB-C-BC	Wood Top								
chrome column/brushed chrome dome			24 DIA - 24D	\$1451	1462	1495	N/A	1625	1625	2042	
H 42			30 DIA - 30D	\$1693	1651	1700	N/A	1787	1787	2233	
			36 DIA - 36D	\$2157	2067	2162	N/A	2535	2535	2941	
			24x24 - 2424	\$1456	N/A	1499	N/A	1629	1629	2072	
			30x30 - 3030	\$1698	N/A	1698	N/A	1824	1824	2425	
			24x30 - 2430	\$1660	N/A	1691	N/A	1759	1759	2313	
			Laminate Top								
			24 DIA - 24D	\$N/A	1376	1410	1402	1480	1480	1959	
			30 DIA - 30D	\$N/A	1649	1686	1691	1753	1753	2092	
			36 DIA - 36D	\$N/A	2010	2048	2063	2375	2375	2888	
			24x24 - 2424	\$N/A	N/A	1414	1406	1485	1485	1992	
			30x30 - 3030	\$N/A	N/A	1695	1696	1931	1931	2288	
			24x30 - 2430	\$N/A	N/A	1643	1643	1855	1855	2209	



The V4 edge is not available in square or rectangle top sizes.

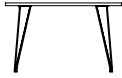



MARQUETTE TABLE		MODEL	TOP SIZE/CODE	LIST PRICE/EDGE CODES: V2 V4 V5 V6 W6 W2 W4							
bar dome base		MBDB-C-B	Wood Top								
chrome column/black crinkle dome			24 DIA - 24D	\$1329	1338	1370	N/A	1500	1500	1917	
H 42			30 DIA - 30D	\$1545	1501	1550	N/A	1680	1680	2110	
			36 DIA - 36D	\$2007	1918	1958	N/A	2384	2384	2792	
			24x24 - 2424	\$1333	N/A	1374	N/A	1506	1506	1979	
			30x30 - 3030	\$1550	N/A	1550	N/A	1674	1674	2274	
			24x30 - 2430	\$1534	N/A	1566	N/A	1635	1635	2189	
			Laminate Top								
			24 DIA - 24D	\$N/A	1246	1278	1270	1349	1349	1828	
			30 DIA - 30D	\$N/A	1496	1506	1533	1623	1623	1960	
			36 DIA - 36D	\$N/A	1851	1891	1904	2219	2219	2733	
			24x24 - 2424	\$N/A	N/A	1284	1275	1353	1353	1894	
			30x30 - 3030	\$N/A	N/A	1540	1539	1774	1774	2149	
			24x30 - 2430	\$N/A	N/A	1514	1514	1724	1724	2079	

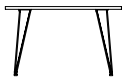



The V4 edge is not available in square or rectangle top sizes.

TO SPECIFY: Please refer to the Leland Specification Guide for complete specifying information. Specify all products by their product code.



LITTLE MARQUETTE TABLE	MODEL	TOP SIZE/CODE	LIST PRICE/EDGE CODES: V2 V6 W6 W2			
four leg, black base H 25	MLT-B	Wood Top				
 Round Square Rectangle 36 DIA 36 x 36 30 x 60 42 DIA 42 x 42 48 DIA 48 x 48		36 DIA - 36D	\$1218	N/A	1598	1598
		42 DIA - 42D	\$1275	N/A	1711	1711
		48 DIA - 48D	\$1569	N/A	1731	1731
		36x36 - 3636	\$1228	N/A	1608	1608
		42x42 - 4242	\$1292	N/A	1724	1724
		48x48 - 4848	\$1593	N/A	1755	1755
		30x60 - 3060	\$1354	N/A	1657	1657
		Laminate Top				
		36 DIA - 36D	\$N/A	1076	1352	1352
	42 DIA - 42D	\$N/A	1292	1492	1492	
	48 DIA - 48D	\$N/A	1309	1518	1518	
	36x36 - 3636	\$N/A	1089	1365	1365	
	42x42 - 4242	\$N/A	1306	1510	1510	
	48x48 - 4848	\$N/A	1336	1546	1546	
	30x60 - 3060	\$N/A	1210	1376	1376	



LITTLE MARQUETTE TABLE	MODEL	TOP SIZE/CODE	LIST PRICE/EDGE CODES: V2 V6 W6 W2			
four leg, sterling base H 25	MLT-ST	Wood Top				
 Round Square Rectangle 36 DIA 36 x 36 30 x 60 42 DIA 42 x 42 48 DIA 48 x 48		36 DIA - 36D	\$1345	N/A	1724	1724
		42 DIA - 42D	\$1403	N/A	1838	1838
		48 DIA - 48D	\$1696	N/A	1862	1862
		36x36 - 3636	\$1353	N/A	1736	1736
		42x42 - 4242	\$1417	N/A	1851	1851
		48x48 - 4848	\$1721	N/A	1887	1887
		30x60 - 3060	\$1483	N/A	1784	1784
		Laminate Top				
		36 DIA - 36D	\$N/A	1212	1525	1525
	42 DIA - 42D	\$N/A	1399	1673	1673	
	48 DIA - 48D	\$N/A	1409	1698	1698	
	36x36 - 3636	\$N/A	1225	1536	1536	
	42x42 - 4242	\$N/A	1426	1688	1688	
	48x48 - 4848	\$N/A	1437	1724	1724	
	30x60 - 3060	\$N/A	1395	1551	1551	

TO SPECIFY: Please refer to the Leland Specification Guide for complete specifying information. Specify all products by their product code.