

CRICKET BENCH

2019 Price List

Pricing Effective February 2019



2019 CRICKET BENCH PRICE LIST

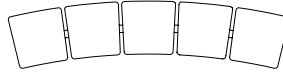
CRICKET BENCH: TABLE OF CONTENTS CR2
CRICKET BENCH CONFIGURATION OVERVIEW CR3
CRICKET BENCH ORDER DIAGRAM CR5
CRICKET BENCH VISUAL REFERENCE CR6
CRICKET BENCH BASE SPECIFICATION INFORMATION CR8
CRICKET BENCH BASE SPECIFICATION EXAMPLE CR9
CRICKET BENCH BASE, LINEAR CR10
CRICKET BENCH BASE, ARC CR11
CRICKET BENCH BASE AUXILIARY OPTION CR12
CRICKET BENCH SEAT SPECIFICATION INFORMATION CR13
CRICKET BENCH SEAT SPECIFICATION EXAMPLE CR14
CRICKET BENCH SEAT, UPHOLSTERED ONLAY, LAMINATE,
& VENEER CR15
CRICKET BENCH TABLE SPECIFICATION INFORMATION CR16
CRICKET BENCH TABLE SPECIFICATION EXAMPLE CR17
CRICKET BENCH TABLE TOPS CR18
CRICKET BENCH CONNECTOR SPECIFICATION INFORMATION .. CR19
CRICKET BENCH CONNECTOR SPECIFICATION EXAMPLE CR20
CRICKET BENCH CONNECTOR CR21

CRICKET BENCH SEATING CONFIGURATION

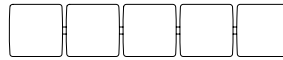
Cricket Bench can be configured in many ways to meet the needs of your public space. The following pages will provide you a step by step process to correctly configure your benches. **Each purchase order submitted requires the diagram on page CR22 of this price list to be completed for every different bench model.** This is to ensure that the product you receive is exactly what you intended to purchase. If Leland can be of any assistance to you, please don't hesitate to contact our Customer Experience Department at 800-859-7510.

1. BASE SELECTION

Begin configuring your Cricket bench by selecting a base. Bases are available in a linear or arc arrangement. Both the linear and arc bases are available in three, four, or five positions.



Arc base arrangement with five positions.



Linear base arrangement with five positions.

2. SEAT ADDED TO BASE

The Cricket Bench seat is designed to fit one base position. Seat surfaces are available in laminate and veneer with or without the upholstery onlay option. When placing an order, each seat is considered a separate product and will require its own model number.

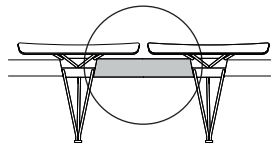
3. TABLE ADDED TO BASE (OPTIONAL)

The Cricket tables are available in one or two base position sizes. The circle and soft square shapes fit one base position. The rectangle table covers two base positions. Table surface selections include Solid Surface, linoleum, laminate and veneer. When placing an order, each table is considered a separate product and will require its own model number.

4. JOIN MULTIPLE BASES WITH CONNECTOR (OPTIONAL)

Cricket connectors give you the ability to design configurations customized for your space. One connector is needed for every two beams you want to join.

For example: Two beams = One Connector
Three beams = Two Connectors



NOTE: To ensure accurate pricing—bases, seats, tables, and connectors are all priced separately.

CRICKET BENCH CONFIGURATION OVERVIEW

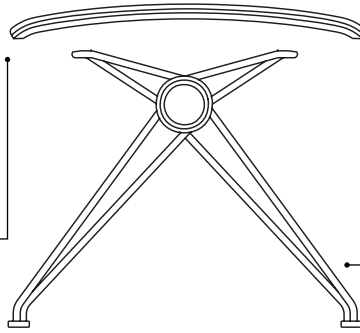
CRICKET BENCH CONSTRUCTION

SEAT

Curved plywood core with HPL or wood veneer surface. Upholstered onlay option secured to underside of plywood seat. Onlay designed for easy replacement.

TABLE

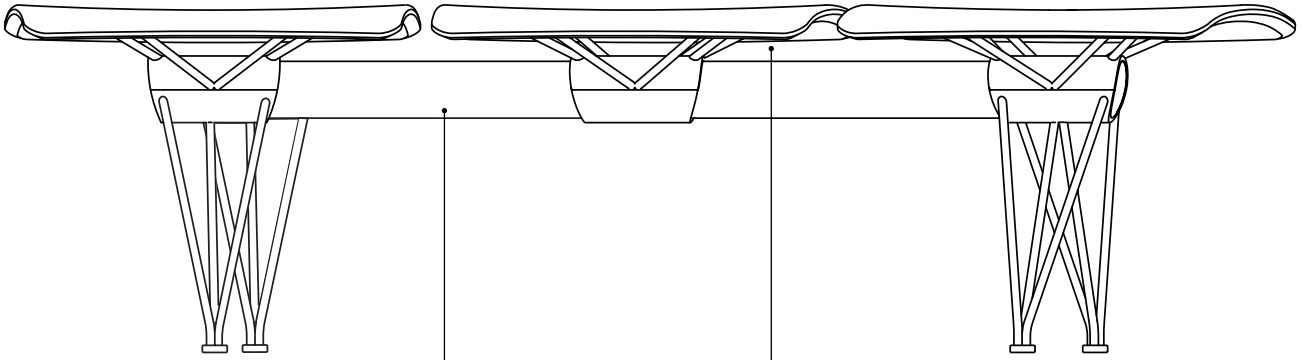
Solid Surface, wood veneer, or HPL tops in round, soft square and rectangle.



BASE

Beam: .25" wall, 3" diameter tubular steel
Leg Brackets: .25" wall, 3.25" diameter clamp bracket,
7/16 diameter wire legs and seat supports.

CRICKET BENCH CONFIGURATION EXAMPLE WITH THREE POSITION BEAM AND 3 SEATS



BASE

Three position ARC base (CRA3)

SEAT

Three seating positions in laminate (CRS-L) model number for each bench

CRICKET BENCH ORDER DIAGRAM

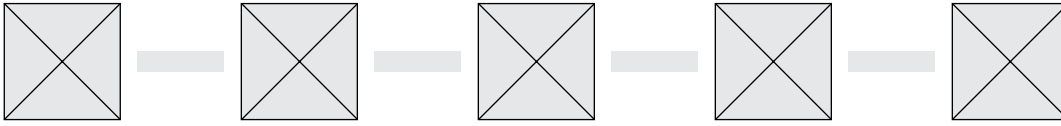
Please complete and include with your order. If multiple units are ordered, a diagram must be completed for each unique unit.

1. CRICKET BASE SELECTION

Select a linear or an arc base model number:

The gray boxes below represent the seat/table positions of the model from left to right.

LINEAR BASE

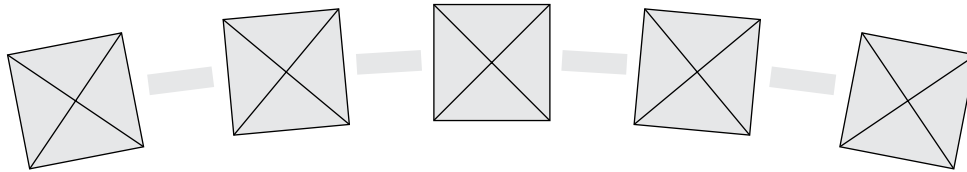


CRL-3, three position linear

CRL-4, four position linear

CRL-5, five position linear

ARC BASE



CRA-3, three position arc

CRA-4, four position arc

CRA-5, five position arc

2. CRICKET SEAT AND TABLE SELECTION

Please select either a seat or a table for each position on your base. Then choose the surface materials and shapes. Positions should be specified from left to right.

POSITION ONE	POSITION TWO	POSITION THREE	POSITION FOUR	POSITION FIVE
<input type="checkbox"/> Seat <input type="checkbox"/> Table Seat Surface <input type="checkbox"/> Laminate <input type="checkbox"/> Veneer <input type="checkbox"/> Upholstered Table Shape <input type="checkbox"/> Circle <input type="checkbox"/> Soft square <input type="checkbox"/> Rectangle* Top Surface <input type="checkbox"/> Laminate <input type="checkbox"/> Veneer <input type="checkbox"/> Solid Surface	<input type="checkbox"/> Seat <input type="checkbox"/> Table Seat Surface <input type="checkbox"/> Laminate <input type="checkbox"/> Veneer <input type="checkbox"/> Upholstered Table Shape <input type="checkbox"/> Circle <input type="checkbox"/> Soft square <input type="checkbox"/> Rectangle* Top Surface <input type="checkbox"/> Laminate <input type="checkbox"/> Veneer <input type="checkbox"/> Solid Surface	<input type="checkbox"/> Seat <input type="checkbox"/> Table Seat Surface <input type="checkbox"/> Laminate <input type="checkbox"/> Veneer <input type="checkbox"/> Upholstered Table Shape <input type="checkbox"/> Circle <input type="checkbox"/> Soft square <input type="checkbox"/> Rectangle* Top Surface <input type="checkbox"/> Laminate <input type="checkbox"/> Veneer <input type="checkbox"/> Solid Surface	<input type="checkbox"/> Seat <input type="checkbox"/> Table Seat Surface <input type="checkbox"/> Laminate <input type="checkbox"/> Veneer <input type="checkbox"/> Upholstered Table Shape <input type="checkbox"/> Circle <input type="checkbox"/> Soft square <input type="checkbox"/> Rectangle* Top Surface <input type="checkbox"/> Laminate <input type="checkbox"/> Veneer <input type="checkbox"/> Solid Surface	<input type="checkbox"/> Seat <input type="checkbox"/> Table Seat Surface <input type="checkbox"/> Laminate <input type="checkbox"/> Veneer <input type="checkbox"/> Upholstered Table Shape <input type="checkbox"/> Circle <input type="checkbox"/> Soft square <input type="checkbox"/> Rectangle* Top Surface <input type="checkbox"/> Laminate <input type="checkbox"/> Veneer <input type="checkbox"/> Solid Surface

* Rectangle shape covers two positions. If selected, the next position should also have rectangle selected.

3. OPTIONAL BASE CONNECTOR

LINEAR BASE CONNECTOR:

Linear Connector

ARC BASE CONNECTOR

Arc Connector
 Serpentine Connector

OPTIONAL FLOOR MOUNT

FLOOR MOUNT:

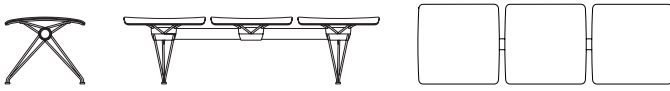
Floor Mount

The base connector can combine two Cricket Benches.

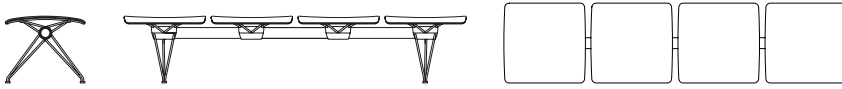
The floor mount attaches Cricket Bench base to floor and must be specified at the time of the bench order. Due to the variety of floor surfaces on which Cricket Bench may be installed, floor mount fasteners are not supplied by Leland International. Responsibility of fastener choice is the customers.

CRICKET BENCH BASE VISUAL REFERENCE

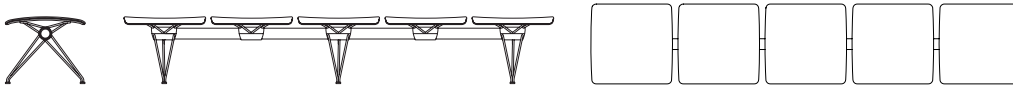
THREE POSITION LINEAR BASE



FOUR POSITION LINEAR BASE

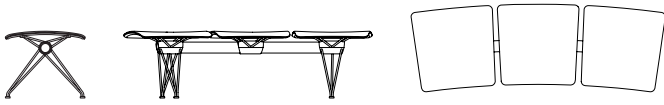


FIVE POSITION LINEAR BASE

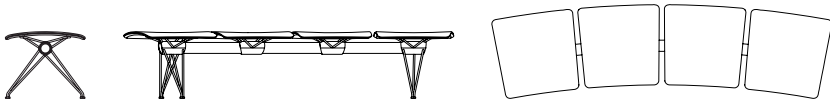


CRICKET BENCH BASE VISUAL REFERENCE

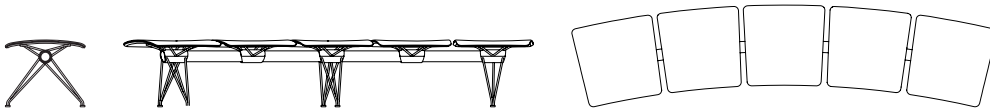
THREE POSITION ARC BASE



FOUR POSITION ARC BASE



FIVE POSITION ARC BASE



CRICKET BENCH BASE SPECIFICATION INFORMATION

This page is the base only—a second specification is required for seats/tables on page CR13 and CR16.

BENCH MODEL

LINEAR BASE	CODE
Three position linear base	CRL3
Four position linear base	CRL4
Five position linear base	CRL5
ARC BASE	CODE
Three position arc base	CRA3
Four position arc base	CRA4
Five position arc base	CRA5

CONNECTOR OPTION

DESCRIPTION	CODE
No connecting ends	0L
One connecting end	1L
Two connecting ends	2L

BEAM FINISH

DESCRIPTION	CODE
Sterling	ST
Warm Grey	WG
Cool Grey	CG
Black	B
White	W
Matte Gold Rush	MGR
Matte Mercury	MMR
Matte Mineral	MMN
Matte Burnish	MBN
Matte Foundry	MFN
Matte New Penny	MNP

LEG FINISH: POWDER COAT AND CHROME

DESCRIPTION	CODE
Sterling	ST
Warm Grey	WG
Cool Grey	CG
Black	B
White	W
Matte Gold Rush	MGR
Matte Mercury	MMR
Matte Mineral	MMN
Matte Burnish	MBN
Matte Foundry	MFN
Matte New Penny	MNP
Chrome	C

AUXILIARY OPTIONS

Floor mount must be specified at the time of the bench order.

DESCRIPTION	CODE
Cricket floor mount (3 or 4 position)	CRFM34
Cricket floor mount (5 position)	CRFM5

GLIDES

Cricket Glides are steel.

FREIGHT NOTE

Due to the size and nature of Cricket, the Freight Program does not apply to this product. Please contact Customer Experience for a quote.

SPECIFICATIONS REQUIRED TO CREATE THE PRODUCT CODE

- Model
- Connector Option
- Beam Finish
- Leg Finish
- Floor Mount (when applicable)



MODEL

Cricket Linear Base,
Three position (CRL3)

CONNECTOR OPTION

No Connecting Ends (OL)

BEAM FINISH

White (W)

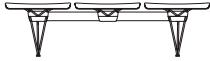
LEG FINISH

White (W)

FLOOR MOUNT

When applicable, enter Cricket
Floor Mount Code





CRICKET BENCH, LINEAR

MODEL

LIST PRICE

three positions

CRL3

\$3571

W 71 D 22 SW 22 SH 18 - 18.25 WITH ONLAY



CRICKET BENCH, LINEAR

MODEL

LIST PRICE

four positions

CRL4

\$3822

W 95 D 22 SW 22 SH 18 - 18.25 WITH ONLAY



CRICKET BENCH, LINEAR

MODEL

LIST PRICE

five positions

CRL5

\$4605

W 119.25 D 22 SW 22 SH 18 - 18.25 WITH ONLAY

TO SPECIFY: Refer to pages 7–8 for base specification, pages 12–13 for connector specification, pages 15–16 for seat specification & pages 18–19 for table specification. Specify all products by their product code.



CRICKET BENCH, ARC

MODEL

LIST PRICE

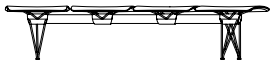
three positions

CRA3

\$3740

240" RADIUS - W 68.25 D 22 SW 23.5 SH 18

SH WITH ONLAY: SH 18.25 SW 22



CRICKET BENCH, ARC

MODEL

LIST PRICE

four positions

CRA4

\$4259

240" RADIUS - W 91.25 D 22 SW 25.5.5 SH 18

SH WITH ONLAY: SH 18.25 SW 22



CRICKET BENCH, ARC

MODEL

LIST PRICE

five positions

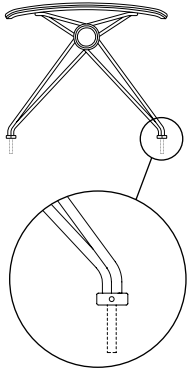
CRA5

\$5096

240" RADIUS - W 114.25 D 22 SW 27.5 SH 18

SH WITH ONLAY: SH 18.25 SW 22

TO SPECIFY: Refer to pages 7–8 for base specification, pages 12–13 for connector specification, pages 15–16 for seat specification & pages 18–19 for table specification. Specify all products by their product code.



CRICKET BASE FLOOR MOUNT	MODEL	LIST PRICE
	CRFM34	for 3 or 4 position base
	CRFM5	for 5 position base

\$242

\$363

Floor mount must be specified at the time of the bench order.

Due to the variety of floor surfaces on which Cricket Bench may be installed, floor mount fasteners are not supplied by Leland International. Responsibility of fastener choice is the customers.

TO SPECIFY: Refer to pages 7–8 for base specification, pages 12–13 for connector specification, pages 15–16 for seat specification & pages 18–19 for table specification. Specify all products by their product code.

SEAT MODEL

DESCRIPTION	CODE
Cricket seat	CRS

BASE STYLE

DESCRIPTION	CODE
Arc base	A
Linear base	L

SEAT FINISH

UPHOLSTERED SEAT:

Please refer to Leland Textile Program which features textiles and leathers from the following partners:

- Camira
- Carnegie
- CF Stinson
- Green Hides
- Maharam
- Unika Vaev

The complete grade list can be found at lelandinternational.com/textile-partners or you can specify COM/COL. Due to the design of this product, it is recommended that all non pre-approved textile be tested for compatibility.

Upholstery covers top surface of seat only. Seat edge will be visible. Edge is available in any Leland Color finish.

LAMINATE SEAT:

DESCRIPTION	CODE
Maple Laminate	LMP
Walnut Laminate	LWN
Black Laminate	LBK
White Laminate	LWH
Custom Laminate	CST

Identify manufacturer, laminate code, & color L

Please refer to the *Cricket Spec Guide* for a listing of standard laminates. Alternate laminates are available upon request.

VENEER SEAT:

LELAND COLORS (Click to view)

CUSTOM Specify Custom (01)

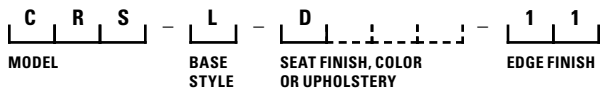
*Please note that Cricket Bench is NOT AVAILABLE in the following finishes:
Natural Walnut Matte (08M), Natural Beech (09), Natural White Oak Matte (12M)

EDGE FINISH

Edges for veneer surfaces will be the same as the surface selection. Edges for laminate and upholstered surfaces can be specified in any Leland Color finish.

SPECIFICATIONS REQUIRED TO CREATE THE PRODUCT CODE

- Model
- Base Style
- Seat Finish, Color or Upholstery
- Edge Finish



MODEL

Cricket Seat (CRS)

BASE STYLE

Linear Base (L)

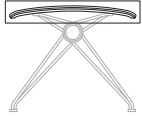
SEAT FINISH, COLOR OR UPHOLSTERY

Grade D (D)

EDGE FINISH

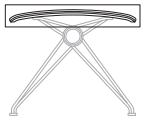
Natural (11)



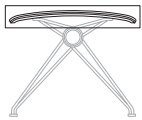


CRICKET SEAT	MODEL	LIST PRICE/GRADE	COM/COL	A	B	C	D	E	F	G	H	I	J	K	L
upholstered W 22 D 22	CRS	\$347		381	398	415	432	449	466	483	500	517	534	551	568

COM Yardage: 1 or 2 Seats:.75 yard
 Contact Leland Customer Experience for yardage requirements on textiles with repeats.
 For COL requirements please contact Leland Customer Experience.



CRICKET SEAT	MODEL	LIST PRICE
laminated surface W 22 D 22	CRS	\$236



CRICKET SEAT	MODEL	LIST PRICE
veneer surface W 22 D 22	CRS	\$254

TO SPECIFY: Refer to pages 7–8 for base specification, pages 12–13 for connector specification, pages 15–16 for seat specification & pages 18–19 for table specification. Specify all products by their product code.

TABLE MODEL

DESCRIPTION	CODE
Cricket table	CRT

BASE STYLE

DESCRIPTION	CODE
Arc base	A
Linear base	L

TOP SHAPE

DESCRIPTION	CODE
Circle, one base position	CR
Soft square, one base position	SSQ
Rectangle, two base position	RT

TOP FINISH OR COLOR

LAMINATE TOP:

DESCRIPTION	CODE
Maple Laminate	LMP
Walnut Laminate	LWN
Black Laminate	LBK
White Laminate	LWH
<i>Custom Laminate</i>	<i>CST</i>
Identify manufacturer, laminate code, & color	L

Please refer to the *Cricket Spec Guide* for a listing of standard laminates.
Alternate laminates are available upon request.

VENEER TOP:

LELAND COLORS (Click to view)

CUSTOM Specify Custom (01)

*Please note that Cricket Table is NOT AVAILABLE in the following finishes:
Natural Walnut Matte (08M), Natural Beech (09), Natural White Oak Matte (12M)

SOLID SURFACE TOP:

Contact Corian® Solid Surface, Wilsonart® Solid Surface, or 3Form® for current solid and pattern availability. A custom quote is required for all solid surface. Please contact Leland Customer Experience to request a custom quote.

EDGE FINISH

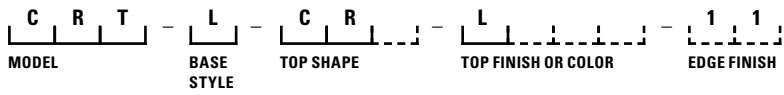
Wood surface and edge must be specified in the same standard Leland finish. Edges for laminate surfaces can be specified in any **Leland Color** finish.

FREIGHT NOTE

Due to the size and nature of Cricket, the Freight Program does not apply to this product. Please contact Customer Experience for a quote.

SPECIFICATIONS REQUIRED TO CREATE THE PRODUCT CODE

- Model
- Base Style
- Top Shape
- Top Finish or Color
- Edge Finish



MODEL

Cricket Table (CRT)

BASE STYLE

Linear base (L)

TOP SHAPE

Circle (CR)

TOP FINISH OR COLOR

Laminate (L)

EDGE FINISH

Natural (11)



**CIRCLE
CRICKET TABLE**

	MODEL	TABLE TOP SURFACE	LIST PRICE
one base position	CRT-_-CR	Laminate	\$248
DIA 22	CRT-_-CR	Veneer	\$344



**SOFT SQUARE
CRICKET TABLE**

	MODEL	TABLE TOP SURFACE	LIST PRICE
one base position	CRT-_-SSQ	Laminate	\$272
W 22 D 22	CRT-_-SSQ	Veneer	\$369



**RECTANGLE
CRICKET TABLE**

	MODEL	TABLE TOP SURFACE	LIST PRICE
two base positions	CRT-_-RT	Laminate	\$430
W 45.5 D 22	CRT-_-RT	Veneer	\$527



Rectangle table
for linear base



Rectangle table
for arc base

TO SPECIFY: Refer to pages 7–8 for base specification, pages 12–13 for connector specification, pages 15–16 for seat specification & pages 18–19 for table specification. Specify all products by their product code.

BASE CONNECTOR MODEL

Bases can be joined together with the optional base connector. For each two bases to be joined, one connector must be ordered.

DESCRIPTION	CODE
Linear Base Connector	LBC
Arc Base Connector	ABC
Serpentine Base Connector	SBC

BASE CONNECTOR FINISH

DESCRIPTION	CODE
Sterling	ST
Warm Grey	WG
Cool Grey	CG
Black	B
White	W
Matte Gold Rush	MGR
Matte Mercury	MMR
Matte Mineral	MMN
Matte Burnish	MBN
Matte Foundry	MFN
Matte New Penny	MNP

FREIGHT NOTE

Due to the size and nature of Cricket, the Freight Program does not apply to this product. Please contact Customer Experience for a quote.

SPECIFICATIONS REQUIRED TO CREATE THE PRODUCT CODE

- Model
- Base Connector Finish



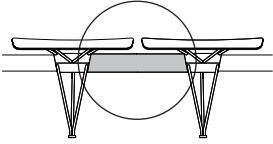
MODEL

Arc Base Connector (ABC)

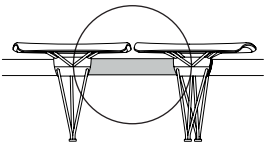
BASE CONNECTOR FINISH

White (W)

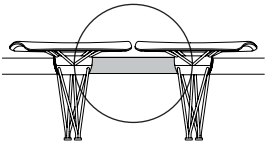




CRICKET CONNECTOR, LINEAR	MODEL	LIST PRICE
	LBC	\$553
<p>One connector is needed for every two linear bases you want to join. For example: Two bases = One connector; Three bases = Two connectors</p>		



CRICKET CONNECTOR, ARC	MODEL	LIST PRICE
	ABC	\$624
<p>One connector is needed for every two arc bases you want to join. For example: Two bases = One connector; Three bases = Two connectors</p>		



CRICKET CONNECTOR, SERPENTINE	MODEL	LIST PRICE
	SBC	\$666
<p>One connector is needed for every two arc bases you want to join. For example: Two bases = One connector; Three bases = Two connectors</p>		

TO SPECIFY: Refer to pages 7–8 for base specification, pages 12–13 for connector specification, pages 15–16 for seat specification & pages 18–19 for table specification. Specify all products by their product code.