



F A S T T A B L E



A number of top shapes complement three base sizes, allowing users to generate many different table configurations with low inventory. The pivoting, x-shaped base with 'position indicators' makes it easy to select the right base position, depending on the top size. The base-to-table connectors are intuitively designed to clearly indicate the correct alignment.







F A S T T A B L E

design: Carlos Tiscar, licensed by Sellex



Round Top
Base Size A
h 29



Square Top
Base Size B
h 29



Rectangle Top
Base Size C
h 29






Rectangle Top
Base Size B with Modesty Panel
h 29



Transport Trolley

Top and Base Size Options

	Base Size A	Base Size B	Base Size C
	48 d 54 d	60 d	
	42x42	48x48	54x54
	24x48 30x48	24x60 30x60	24x72 30x72



Base/Table Attachments



Corner Connector



Base Pivot Point



Glide Detail

