
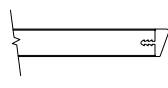


TABLE EDGES

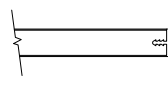
V2, V4, V5 VINYL TABLE EDGE DETAIL



V2
(13/16" flat PVC)




V4
(3/4" beveled PVC)



V5
(3/4" flat PVC)


V2, V4, V5 VINYL TABLE EDGE COLORS



White
(W)




Grey
(G)

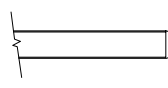


Black
(B)

V6, V7 VINYL TABLE EDGE DETAIL



V6
(13/16" 3mm flat PVC)



V7
(3/4" 3mm flat PVC)


V6, V7 VINYL TABLE EDGE COLORS




Saddle
(SL)



Grey
(G)



White
(W)




Truffle
(TF)



Stone
(SN)



Pewter
(PW)



Black
(B)

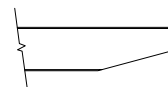
W6, W2, W4 WOOD TABLE EDGE DETAIL



W6
(1" beveled plywood)



W2
(1" flat plywood)



W4
(13/16" back-beveled wood)

WOOD EDGES AVAILABLE IN 33 FINISHES ON NORTHERN HARDWOOD [view here](#)

Please reference each product spec guide for available finishes and materials as not all options are available on all products.

Due to limitations of the color printing process these finish samples should be considered representative only. For larger finish samples, please contact Leland Customer Experience at (800) 859-7510.