

Palomino Guest/Lounge

2017 Price List

Pricing Effective June 2017



2017 PALOMINO GUEST/LOUNGE PRICE LIST

PALOMINO GUEST/LOUNGE: TABLE OF CONTENTS PG2
PALOMINO GUEST/LOUNGE SPECIFICATION INFORMATION PG3
PALOMINO GUEST/LOUNGE SPECIFICATION EXAMPLE PG4
PALOMINO GUEST/LOUNGE PG5
PALOMINO SETTEE PG6
PALOMINO SOFA PG6
PALOMINO OTTOMAN AND BENCH PG7
PALOMINO GUEST/LOUNGE TABLET ARM PG8

PALOMINO GUEST/LOUNGE SPECIFICATION INFORMATION

1. GUEST/LOUNGE STYLE

DESCRIPTION	CODE
Palomino Guest/Lounge Sled Base Low Back	PG-S-L
Palomino Guest/Lounge Sled Base Mid Back	PG-S-M
Palomino Guest/Lounge Pedestal Base Low Back	PG-P-L
Palomino Guest/Lounge Pedestal Base Mid Back	PG-P-M
Palomino Settee Sled Base Low Back	PS-S-L
Palomino Settee Sled Base Mid Back	PS-S-M
Palomino Settee Lounge	PS-L
Palomino Sofa Lounge	PSO-L
Palomino Ottoman Sled Base	PO-S
Palomino Ottoman Pedestal Base	PO-P
Palomino Ottoman Bench Sled Base	POB-S

2. BACK HEIGHT

DESCRIPTION	CODE
Low (All Models)	L
Mid (Sled Base, Pedestal Base ONLY)	M

3. UPHOLSTERY SELECTION

Please refer to Leland Textile Program which features textiles and leathers from the following partners:

Brentano, Camira, Carnegie, CF Stinson, Green Hides, Maharam and Unika Vaev.

The complete grade list can be found at lelandinternational.com/textile-partners or you can specify COM/COL. Due to the design of this product, it is recommended that all non pre-approved textile be tested for compatibility.

Due to upholstery requirements, the Palomino Settee and Sofa can only be upholstered railroaded. Please consider when specifying textiles with a pattern. Untested COM or COL textiles will not be accepted.

4. BASE FINISH OPTIONS

SLED	DESCRIPTION	CODE
	Powder Coat	
	Black	B
	Chardonnay	CD
	Cool Grey	CG
	Java	JV
	Matte Black	MB
	Slate	S
	Sterling	ST
	Warm Grey	WG
	White	W
	Satin Chrome	SC

4. BASE FINISH OPTIONS (CONT.)

PEDESTAL/LEG BASE

DESCRIPTION	CODE
Natural Walnut	08
Natural Ash	07
Brushed Stainless	BSS
Powder Coat	
Black	B
Chardonnay	CD
Cool Grey	CG
Java	JV
Matte Black	MB
Slate	S
Sterling	ST
Warm Grey	WG
White	W

5. OPTIONAL TABLET ARM

NOTE *right and left reference is always as seated

RIGHT ARM

DESCRIPTION	CODE
White Corian	WTR
Grey Corian	GTR
Black Corian	BTR

LEFT ARM

DESCRIPTION	CODE
White Corian	WTL
Grey Corian	GTL
Black Corian	BTL

GLIDES

Palomino Lounge glides are nylon.

FREIGHT NOTE

Due to the size and nature of the Palomino Lounge, the Freight Program does not apply to this product. Please contact Customer Experience for a quote.



**GUEST/LOUNGE
SLED BASE LOW BACK**

MODEL	COM/COL	A	B	C	D	E	F	G	H	I	J	K	L	
PG-S-L	Powder Coat Base	\$1464	1656	1752	1848	1944	2040	2136	2232	2328	2424	2520	2616	2712
	Satin Chrome Base	\$1524	1716	1812	1908	2004	2100	2196	2292	2388	2484	2580	2676	2772



**GUEST/LOUNGE
SLED BASE MID BACK**

MODEL	COM/COL	A	B	C	D	E	F	G	H	I	J	K	L	
PG-S-M	Powder Coat Base	\$1554	1746	1842	1938	2034	2130	2226	2322	2418	2514	2610	2706	2802
	Satin Chrome Base	\$1719	1911	2007	2103	2199	2295	2391	2487	2583	2679	2775	2871	2967



**GUEST/LOUNGE
PEDESTAL BASE LOW BACK**

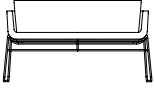
MODEL	COM/COL	A	B	C	D	E	F	G	H	I	J	K	L	
PG-P-L	Powder Coat Base	\$2194	2386	2482	2578	2674	2770	2866	2962	3058	3154	3250	3346	3442
	Walnut Base	\$2360	2552	2648	2744	2840	2936	3032	3128	3224	3320	3416	3512	3608
	Ash Base	\$2291	2483	2579	2675	2771	2867	2963	3059	3155	3251	3347	3443	3539
	Brushed Steel Base	\$2526	2718	2814	2910	3006	3102	3198	3294	3390	3486	3582	3678	3774



**GUEST/LOUNGE
PEDESTAL BASE MID BACK**

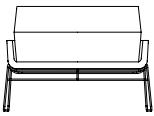
MODEL	COM/COL	A	B	C	D	E	F	G	H	I	J	K	L	
PG-P-M	Powder Coat Base	\$2384	2576	2672	2768	2864	2960	3056	3152	3248	3344	3440	3536	3632
	Walnut Base	\$2550	2742	2838	2934	3030	3126	3222	3318	3414	3510	3606	3702	3798
	Ash Base	\$2481	2673	2769	2865	2961	3057	3153	3249	3345	3441	3537	3633	3729
	Brushed Steel Base	\$2716	2908	3004	3100	3196	3292	3388	3484	3580	3676	3772	3868	3964

TO SPECIFY: Please refer to pages 3–4 for complete specifying information.
Specify all products by their product code.



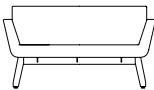
**SETTEE
SLED BASE LOW BACK**

MODEL	COM/COL	A	B	C	D	E	F	G	H	I	J	K	L	
PS-S-L	Powder Coat Base	\$1764	1956	2052	2148	2244	2340	2436	2532	2628	2724	2820	2916	3012
	Satin Chrome Base	\$1914	2106	2202	2298	2394	2490	2586	2682	2778	2874	2970	3066	3162



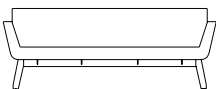
**SETTEE
SLED BASE MID BACK**

MODEL	COM/COL	A	B	C	D	E	F	G	H	I	J	K	L	
PS-S-M	Powder Coat Base	\$1959	2151	2247	2343	2439	2535	2631	2727	2823	2919	3015	3111	3207
	Satin Chrome Base	\$2104	2296	2392	2488	2584	2680	2776	2872	2968	3064	3160	3256	3352



**SETTEE
LOUNGE**

MODEL	COM/COL	A	B	C	D	E	F	G	H	I	J	K	L	
PS-L	Powder Coat Base	\$3331	3559	3673	3787	3901	4015	4129	4243	4357	4471	4585	4699	4813
	Walnut Base	\$3572	3800	3914	4028	4142	4256	4370	4484	4598	4712	4826	4940	5054
	Ash Base	\$3481	3709	3823	3937	4051	4165	4279	4393	4507	4621	4735	4849	4963
	Brushed Steel Base	\$3841	4069	4183	4297	4411	4525	4639	4753	4867	4981	5095	5209	5323



**SOFA
LOUNGE**

MODEL	COM/COL	A	B	C	D	E	F	G	H	I	J	K	L	
PSO-L	Powder Coat Base	\$3881	4181	4331	4481	4631	4781	4931	5081	5231	5381	5531	5681	5831
	Walnut Base	\$4122	4422	4572	4722	4872	5022	5172	5322	5472	5622	5772	5922	6072
	Ash Base	\$4031	4331	4481	4631	4781	4931	5081	5231	5381	5531	5681	5831	5981
	Brushed Steel Base	\$4391	4691	4841	4991	5141	5291	5441	5591	5741	5891	6041	6191	6341

TO SPECIFY: Please refer to pages 3–4 for complete specifying information. Specify all products by their product code.



**OTTOMAN
SLED BASE**

MODEL	COM/COL	A	B	C	D	E	F	G	H	I	J	K	L	
PO-S	Powder Coat Base	\$570	623	650	677	704	731	758	785	812	839	866	893	920
	Satin Chrome Base	\$600	653	680	707	734	761	788	815	842	869	896	923	950



**OTTOMAN
PEDESTAL BASE**

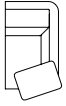
MODEL	COM/COL	A	B	C	D	E	F	G	H	I	J	K	L	
PO-P	Powder Coat Base	\$659	712	739	766	793	820	847	874	901	928	955	982	1009
	Walnut Base	\$708	761	788	815	842	869	896	923	950	977	1004	1031	1058
	Ash Base	\$688	741	768	795	822	849	876	903	930	957	984	1011	1038
	Brushed Steel Base	\$758	811	838	865	892	919	946	973	1000	1027	1054	1081	1108



**OTTOMAN BENCH
SLED BASE**

MODEL	COM/COL	A	B	C	D	E	F	G	H	I	J	K	L	
POB-S	Powder Coat Base	\$1190	1300	1355	1410	1465	1520	1575	1630	1685	1740	1795	1850	1905
	Satin Chrome Base	\$1265	1375	1430	1485	1540	1595	1650	1705	1760	1815	1870	1925	1980

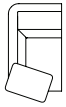
TO SPECIFY: Please refer to pages 3–4 for complete specifying information.
Specify all products by their product code.



Left Arm Tablet Selection (L)
W 16 D 11

Corian®

\$337



Right Arm Tablet Selection (R)
W 16 D 11

Corian®

\$337

TO SPECIFY: Please refer to pages 3–4 for complete specifying information.
Specify all products by their product code.