



Otto Seating

2017 Price List

Pricing Effective June 2017

2017 OTTO SEATING PRICE LIST

OTTO SEATING: TABLE OF CONTENTS OTS2
OTTO SEATING SPECIFICATION INFORMATION OTS3
OTTO SEATING SPECIFICATION EXAMPLE OTS4
OTTO LOUNGE CHAIR, HIGH BACK OTS5
OTTO SETTEE, HIGH BACK OTS6
OTTO BENCH SPECIFICATION INFORMATION OTS9
OTTO BENCH SPECIFICATION EXAMPLE OTS10
OTTO BENCH OTS11

MODEL

LOUNGE	CODE
High back, armless	OHL
High back, with arms	OHA
SETTEE	
High back, armless	OSH
High back, with arms	OSHA

BACK OPTION

DESCRIPTION	CODE
Wood	W
Wood with Upholstered Onlay	WO

WOOD BACK TYPE

DESCRIPTION	CODE
Quarter Sliced Maple	QSM
Maple Parquet	MP
Quarter Sliced Walnut	QSW

BACK AND LEG FINISH

LELAND COLORS (Click to view)

CUSTOM Specify Custom (01)

*Please note that Otto is NOT AVAILABLE in the following finishes:
Natural Beech (09), Natural White Oak Matte (12M)

UPHOLSTERY SELECTION

Please refer to Leland Textile Program which features textiles and leathers from the following partners:

- Brentano
- Camira
- Carnegie
- CF Stinson
- Green Hides
- Maharam
- Unika Vaev

The complete grade list can be found at lelandinternational.com/textile-partners or you can specify COM/COL. Due to the design of this product, it is recommended that all non pre-approved textile be tested for compatibility.

* Due to upholstery requirements, the Otto product line can only be upholstered railroaded. Please consider when specifying textiles with a pattern. Untested COM or COL textiles will not be accepted.

GLIDES

Otto seating glides are plastic.

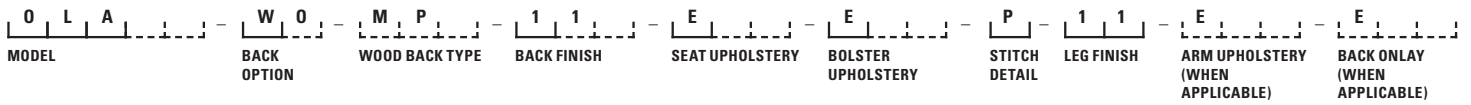
FREIGHT NOTE

Due to the size and nature of Otto Seating, the Freight Program does not apply to this product. Please contact Customer Experience for a quote.

SPECIFICATIONS REQUIRED TO CREATE THE PRODUCT CODE

OTTO LOUNGE CHAIR, AND SETTEE

- Model
- Back Option
- Wood Back Type
- Back Finish
- Seat Upholstery
- Bolster Upholstery
- Stitch Detail
- Leg Finish
- Arm Upholstery (when applicable)
- Back Onlay (when applicable)



MODEL

Otto Lounge Chair, Low Back, with Arms (OLA)

BACK OPTION

Wood with Upholstered Onlay (WO)

WOOD BACK TYPE

Maple Parquet (MP)

BACK FINISH

Natural (11)

SEAT UPHOLSTERY

Enter upholstery grade, COM or COL.
Grade E (E)

BOLSTER UPHOLSTERY

Enter upholstery grade, COM or COL.
Grade E (E)

STITCH DETAIL

Premium (P)

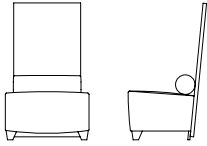
LEG FINISH

Natural (11)

BACK ONLAY

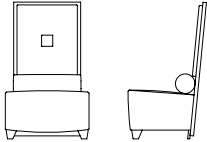
Enter upholstery grade, COM or COL. Grade E (E)





OTTO LOUNGE CHAIR

	MODEL	LIST PRICE/GRADE	COM/COL	A	B	C	D	E	F	G	H	I	J	K	L
high back, armless	OHL-W-QSM	Quarter Sliced Maple	\$2863	3010	3084	3158	3232	3306	3380	3454	3528	3602	3676	3750	3824
W 30 D 28 H 48.5 SH 18	OHL-W-MP	Maple Parquet	\$3306	3453	3527	3601	3675	3749	3823	3897	3971	4045	4119	4193	4267
	OHL-W-QSW	Quarter Sliced Walnut	\$2863	3010	3084	3158	3232	3306	3380	3454	3528	3602	3676	3750	3824



OTTO LOUNGE CHAIR, UPHOLSTERED ONLAY

	MODEL	LIST PRICE/GRADE	COM/COL	A	B	C	D	E	F	G	H	I	J	K	L
high back, armless	OHL-WO-QSM	Quarter Sliced Maple	\$3096	3294	3393	3492	3591	3690	3789	3888	3987	4086	4185	4284	4383
W 30 D 28 H 48.5 SH 18	OHL-WO-MP	Maple Parquet	\$3539	3737	3836	3935	4034	4133	4232	4331	4430	4529	4628	4727	4826
	OHL-WO-QSW	Quarter Sliced Walnut	\$3096	3294	3393	3492	3591	3690	3789	3888	3987	4086	4185	4284	4383

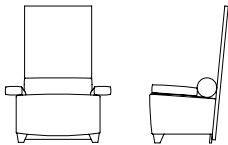
Contact Leland Customer Experience for yardage requirements on textiles with repeats.

COM YARDAGE REQUIREMENTS:

Seat: 1.25 yards Bolster:.75 yard Onlay: 1 yard

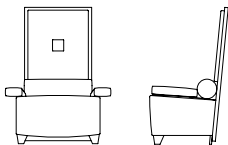
COL SQUARE FEET REQUIREMENTS:

Seat: 35 sq. ft. Bolster: 6 sq. ft. Onlay: 20 sq. ft.



OTTO LOUNGE CHAIR

	MODEL	LIST PRICE/GRADE	COM/COL	A	B	C	D	E	F	G	H	I	J	K	L
high back, with arms	OHA-W-QSM	Quarter Sliced Maple	\$3303	3486	3578	3670	3762	3854	3946	4038	4130	4222	4314	4406	4498
W 35 D 28 H 48.5 SH 18 AH 20.5	OHA-W-MP	Maple Parquet	\$3754	3937	4029	4121	4213	4305	4397	4489	4581	4673	4765	4857	4949
	OHA-W-QSW	Quarter Sliced Walnut	\$3303	3486	3578	3670	3762	3854	3946	4038	4130	4222	4314	4406	4498



OTTO LOUNGE CHAIR, UPHOLSTERED ONLAY

	MODEL	LIST PRICE/GRADE	COM/COL	A	B	C	D	E	F	G	H	I	J	K	L
high back, with arms	OHA-WO-QSM	Quarter Sliced Maple	\$3535	3772	3891	4010	4129	4248	4367	4486	4605	4724	4843	4962	5081
W 35 D 28 H 48.5 SH 18 AH 20.5	OHA-WO-MP	Maple Parquet	\$3987	4224	4343	4462	4581	4700	4819	4938	5057	5176	5295	5414	5533
	OHA-WO-QSW	Quarter Sliced Walnut	\$3535	3772	3891	4010	4129	4248	4367	4486	4605	4724	4843	4962	5081

Contact Leland Customer Experience for yardage requirements on textiles with repeats.

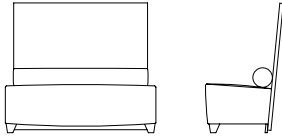
COM YARDAGE REQUIREMENTS:

Seat: 1.25 yards Bolster:.75 yard Arms (1 or 2):.75 yard Onlay: 1 yard

COL SQUARE FEET REQUIREMENTS:

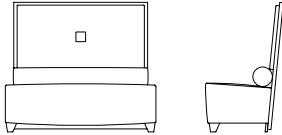
For COL requirements please contact Leland Customer Experience.

TO SPECIFY: Please refer to pages 3–4 for complete specifying information. Specify all products by their product code.



OTTO SETTEE

	MODEL	LIST PRICE/GRADE	COM/COL	A	B	C	D	E	F	G	H	I	J	K	L
high back, armless	OSH-W-QSM	Quarter Sliced Maple	\$4354	4565	4671	4777	4883	4989	5095	5201	5307	5413	5519	5625	5731
W 54 D 28 H 48.5 SH 18	OSH-W-MP	Maple Parquet	\$4827	5038	5144	5250	5356	5462	5568	5674	5780	5886	5992	6098	6204
	OSH-W-QSW	Quarter Sliced Walnut	\$4354	4565	4671	4777	4883	4989	5095	5201	5307	5413	5519	5625	5731



OTTO SETTEE, UPHOLSTERED ONLAY

	MODEL	LIST PRICE/GRADE	COM/COL	A	B	C	D	E	F	G	H	I	J	K	L
high back, armless	OSH-WO-QSM	Quarter Sliced Maple	\$4674	4937	5069	5201	5333	5465	5597	5729	5861	5993	6125	6257	6389
W 54 D 28 H 48.5 SH 18	OSH-WO-MP	Maple Parquet	\$5147	5410	5542	5674	5806	5938	6070	6202	6334	6466	6598	6730	6862
	OSH-WO-QSW	Quarter Sliced Walnut	\$4674	4937	5069	5201	5333	5465	5597	5729	5861	5993	6125	6257	6389

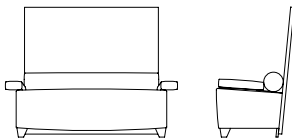
Contact Leland Customer Experience for yardage requirements on textiles with repeats.

COM YARDAGE REQUIREMENTS:

Seat: 2.5 yards Bolster:.75 yard Onlay: 1 yard

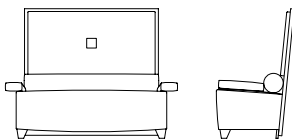
COL SQUARE FEET REQUIREMENTS:

For COL requirements please contact Leland Customer Experience.



OTTO SETTEE

	MODEL	LIST PRICE/GRADE	COM/COL	A	B	C	D	E	F	G	H	I	J	K	L
high back, with arms	OSHA-W-QSM	Quarter Sliced Maple	\$4827	5076	5325	5574	5823	6072	6321	6570	6819	7068	7317	7566	7815
W 54 D 28 H 48.5 SH 18 AH 20.5	OSHA-W-MP	Maple Parquet	\$5306	5555	5804	6053	6302	6551	6800	7049	7298	7547	7796	8045	8294
	OSHA-W-QSW	Quarter Sliced Walnut	\$4827	5076	5325	5574	5823	6072	6321	6570	6819	7068	7317	7566	7815



OTTO SETTEE UPHOLSTERED ONLAY

	MODEL	LIST PRICE/GRADE	COM/COL	A	B	C	D	E	F	G	H	I	J	K	L
high back, with arms	OSHA-WO-QSM	Quarter Sliced Maple	\$5147	5448	5599	5750	5901	6052	6203	6354	6505	6656	6807	6958	7109
W 61 D 28 H 48.5 SH 18 AH 20.5	OSHA-WO-MP	Maple Parquet	\$5626	5927	6078	6229	6380	6531	6682	6833	6984	7135	7286	7437	7588
	OSHA-WO-QSW	Quarter Sliced Walnut	\$5147	5448	5599	5750	5901	6052	6203	6354	6505	6656	6807	6958	7109

Contact Leland Customer Experience for yardage requirements on textiles with repeats.

COM YARDAGE REQUIREMENTS:

Seat: 2.5 yards Bolster:.75 yard Arms (1 or 2):.75 yard Onlay: 1 yard

COL SQUARE FEET REQUIREMENTS:

For COL requirements please contact Leland Customer Experience.

TO SPECIFY: Please refer to pages 3–4 for complete specifying information. Specify all products by their product code.

MODEL

DESCRIPTION	CODE
Otto bench	OB

UPHOLSTERY SELECTION

Please refer to Leland Textile Program which features textiles and leathers from the following partners:

- Brentano
- Camira
- Carnegie
- CF Stinson
- Green Hides
- Maharam
- Unika Vaev

The complete grade list can be found at lelandinternational.com/textile-partners or you can specify COM/COL. Due to the design of this product, it is recommended that all non pre-approved textile be tested for compatibility.

* Due to upholstery requirements, the Otto product line can only be upholstered railroaded. Please consider when specifying textiles with a pattern. Untested COM or COL textiles will not be accepted.

LEG FINISH

LELAND COLORS ([Click to view](#))

CUSTOM Specify Custom (01)

*Please note that Otto Bench is NOT AVAILABLE in the following finishes:
Natural Walnut Matte (08M), Natural Beech (09), Natural White Oak Matte (12M)

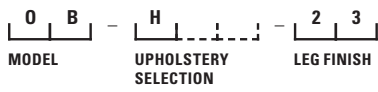
FREIGHT NOTE

Due to the size and nature of Otto Seating, the Freight Program does not apply to this product. Please contact Customer Experience for a quote.

SPECIFICATIONS REQUIRED TO CREATE THE PRODUCT CODE

OTTO BENCH

- Model
- Upholstery Selection
- Leg Finish



MODEL

Otto Bench (OB)

UPHOLSTERY SELECTION

Enter grade, COM or COL.
Grade H (H)

LEG FINISH

Espresso (23)





OTTO BENCH			MODEL	LIST PRICE/GRADE	COM/COL	A	B	C	D	E	F	G	H	I	J	K	L
W 54	D 24	H 18	OB		\$1454	1650	1748	1846	1944	2042	2140	2238	2336	2434	2532	2630	2728

COM Yardage: 2.25 yards

Contact Leland Customer Service for yardage requirements on textiles with repeats.

For COL requirements please contact Leland Customer Experience.

TO SPECIFY: Please refer to pages 17–18 for complete specifying information.
Specify all products by their product code.