



Croix Tables


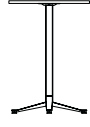

2017 Price List

Pricing Effective June 2017

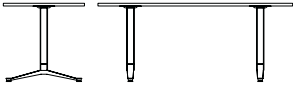

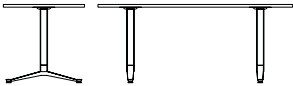

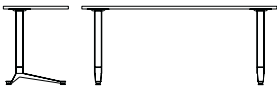

2017 CROIX TABLE PRICE LIST

CROIX TABLE: TABLE OF CONTENTS CX2
CROIX TABLE VISUAL REFERENCE CX3
CROIX TABLE SPECIFICATION INFORMATION CX5
CROIX TABLE SPECIFICATION EXAMPLE CX7
CROIX TABLE, X-BASE, FIXED CX8
CROIX TABLE, X-BASE BAR, FIXED CX9
CROIX TABLE, T-BASE, FIXED CX10
CROIX TABLE, T-BASE, TILT CX11
CROIX TABLE, C-BASE, FIXED CX12
CROIX AUXILIARY OPTIONS CX13
CROIX MODESTY PANEL SPECIFICATION INFORMATION CX14
CROIX MODESTY PANEL SPECIFICATION EXAMPLE CX15
CROIX MODESTY PANEL CX16

CROIX TABLE VISUAL REFERENCE

TABLE MODEL	TABLE TOP SIZES			COLUMN/BASE	PAGE
X-Base, Fixed	Round	Square	Rectangle	Powder Coat	Page 8
	 24 DIA 30 DIA 36 DIA 42 DIA	 24 x 24 30 x 30 36 x 36 42 x 42	 24 x 30		
X-Base, Fixed Bar	Round	Square	Rectangle	Powder Coat	Page 9
	 24 DIA 30 DIA 36 DIA	 24 x 24 30 x 30	 24 x 30		

CROIX TABLE VISUAL REFERENCE, CONT.

TABLE MODEL	TABLE TOP SIZES	COLUMN/BASE	PAGE	
T-Base, Fixed		Rectangle	Powder Coat	Page 10
				
		24 x 48		
		24 x 54		
		24 x 60		
		24 x 66		
		24 x 72		
		30 x 48		
		30 x 54		
		30 x 60		
		30 x 66		
		30 x 72		
		36 x 60		
		36 x 66		
		36 x 72		
T-Base, Tilt		Rectangle	Powder Coat	Page 11
				
		24 x 48		
		24 x 54		
		24 x 60		
		24 x 66		
		24 x 72		
		30 x 48		
		30 x 54		
		30 x 60		
		30 x 66		
		30 x 72		
		36 x 60		
		36 x 66		
		36 x 72		
C-Base, Fixed		Rectangle	Powder Coat	Page 12
				
		24 x 48		
		24 x 54		
		24 x 60		
		24 x 66		
		24 x 72		

CROIX TABLE SPECIFICATION INFORMATION

TABLE MODEL

DESCRIPTION	CODE
Croix X-Base, Fixed	CXX
Croix X-Base, Fixed Bar	CXXB
Croix T-Base, Fixed	CXT
Croix T-Base, Tilt	CXTT
Croix C-Base, Fixed	CXC

BASE SELECTION

DESCRIPTION	CODE
Standard	S
Standard with Locking Casters	SC
Power Accessible Legs (2 legs)	P
Power Accessible Legs with Locking Casters (2 legs)	PC

*Casters and/or Power is not available with X-Base.
Power is not available with T-Base, Tilt.*

BASE FINISH

DESCRIPTION	CODE	DESCRIPTION	CODE
Black	B	Chardonnay	CD
Cool Grey	CG	Java	JV
Matte Black	MB	Slate	S
Warm Grey	WG	Sterling	ST
White	W		

TOP SIZES

X-BASE, FIXED:

ROUND	CODE	SQUARE	CODE	RECTANGLE	CODE
24 dia	24D	24 x 24	2424	24 x 30	2430
30 dia	30D	30 x 30	3030		
36 dia	36D	36 x 36	3636		
42 dia	42D	42 x 42	4242		

X-BASE, FIXED BAR:

ROUND	CODE	SQUARE	CODE	RECTANGLE	CODE
24 dia	24D	24 x 24	2424	24 x 30	2430
30 dia	30D	30 x 30	3030		
36 dia	36D				

T-BASE, FIXED AND TILT:

RECTANGLE	CODE	RECTANGLE	CODE	RECTANGLE	CODE
24 x 48	2448	24 x 72	2472	30 x 66	3066
24 x 54	2454	30 x 48	3048	30 x 72	3072
24 x 60	2460	30 x 54	3054	36 x 60	3660
24 x 66	2466	30 x 60	3060	36 x 66	3666
				36 x 72	3672

C-BASE, FIXED:

RECTANGLE	CODE
24 x 48	2448
24 x 54	2454
24 x 60	2460
24 x 66	2466
24 x 72	2472

TOP FINISH OR COLOR

WOOD TOPS:

LELAND COLORS (Click to view)

CUSTOM Specify Custom (01)



*Please note that Croix is NOT AVAILABLE in the following finishes:
Natural Walnut Matte (08M), Natural Beech (09), Natural White Oak Matte (12M)

LAMINATE TOPS:



DESCRIPTION Identify manufacturer, laminate code, & color
CODE L
Please refer to the Leland Terms and Conditions Guide for a listing of standard laminates. For table pricing in laminates not listed, please contact Leland's Customer Experience Department for a quotation.

EDGE TYPE

VINYL EDGES:

DESCRIPTION	CODE
1 3/16" flat PVC	V2
	
1 3/16" 3mm PVC	V6
	

WOOD EDGES:

DESCRIPTION	CODE
1" beveled plywood	W6
	
1" flat plywood	W2
	

EDGE FINISH OR COLOR

V2 VINYL EDGES:

DESCRIPTION	CODE	DESCRIPTION	CODE
Black	B	Grey	G
White	W		

V6 VINYL EDGES:

DESCRIPTION	CODE	DESCRIPTION	CODE
Black	B	Saddle	SL
White	W	Stone	SN
Grey	G	Pewter	PW
Truffle	TF		

WOOD EDGES:

LELAND COLORS (Click to view)

CUSTOM Specify Custom (01)

*Please note that Croix is NOT AVAILABLE in the following finishes:
Natural Walnut Matte (08M), Natural Beech (09), Natural White Oak Matte (12M)

For laminate modesty panels, edge can be specified in any standard Leland finish. Wood modesty panel front and edges must be specified in the same standard Leland finish.

POWER / DATA OPTIONS

DESCRIPTION	CODE
None	N

FLIP TOP GROMMET:

DESCRIPTION	CODE
1 Grommet, Matte Black (for 48"-72" tables)	1GB
2 Grommets, Matte Black (for 60"-72" tables)	2GB
1 Grommet, Metallic Silver (for 48"-72" tables)	1GS
2 Grommets Metallic Silver (for 60"-72" tables)	2GS

Flip Top Grommet is available with T or C fixed base only.

Please contact Customer Experience for standard grommet placement location.

FLIP TOP POWER UNIT:

DESCRIPTION	CODE
1 Power Unit, Molded Black (for 48"-72" tables)	1PB
2 Power Units, Molded Black (for 60"-72" tables)	2PB
1 Power Unit, Silver Mica (for 48"-72" tables)	1PS
2 Power Units, Silver Mica (for 60"-72" tables)	2PS

Flip Top Power Unit available with T or C fixed base only.

Each power unit has a 72" power cord, two 120v AC receptacles and a kit to accept couplers or jacks.

Please contact Customer Experience for standard power unit placement location.

AUXILIARY OPTIONS

DESCRIPTION	CODE
Ganging Device (two per set)	GD

Ganging is not available on the C-Base option.

FREIGHT NOTE

Due to the size and nature of Croix Tables, the Freight Program does not apply to this product. Please contact Customer Experience for a quote.

SPECIFICATIONS REQUIRED TO CREATE THE PRODUCT CODE

- Model
- Base
- Base Finish
- Top Size
- Top Finish or Color
- Edge Type
- Edge Finish or Color
- Power/Data
- Auxiliary Options (when applicable)



MODEL

Croix X-Base, Fixed Table (CXX)

BASE

Standard (S)

BASE FINISH

Sterling (ST)

TOP SIZE

42 x 42 (4242)

TOP FINISH OR COLOR

Natural (11)

EDGE TYPE

1" Flat plywood (W2)

EDGE FINISH OR COLOR

Natural (11)

POWER/DATA

None (N)

AUXILIARY OPTIONS

When applicable, enter auxiliary option code





CROIX TABLE X-BASE, FIXED

powder coat column and base

H 29



Round Square Rectangle

24 dia 24 x 24 24 x 30

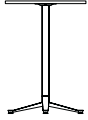
30 dia 30 x 30

36 dia 36 x 36

42 dia 42 x 42

MODEL	TOP SIZE/CODE	BASE SIZE	LIST PRICE/EDGE CODES:	V2	V6	W6	W2
CXX-S	Wood Top						
	24 dia - 24D	Small		\$939	N/A	1091	1091
	30 dia - 30D	Medium		\$1042	N/A	1270	1270
	36 dia - 36D	Large		\$1146	N/A	1447	1447
	42 dia - 42D	Extra Large		\$1251	N/A	1625	1625
	24x24 - 2424	Small		\$951	N/A	1108	1108
	24x30 - 2430	Medium		\$1003	N/A	1197	1197
	30x30 - 3030	Medium		\$1054	N/A	1286	1286
	36x36 - 3636	Large		\$1157	N/A	1464	1464
	42x42 - 4242	Extra Large		\$1261	N/A	1641	1641
	Laminate Top						
	24 dia - 24D	Small		\$N/A	838	992	992
	30 dia - 30D	Medium		\$N/A	964	1155	1155
	36 dia - 36D	Large		\$N/A	1026	1316	1316
	42 dia - 42D	Extra Large		\$N/A	1152	1477	1477
	24x24 - 2424	Small		\$N/A	850	1009	1009
	24x30 - 2430	Medium		\$N/A	898	1090	1090
	30x30 - 3030	Medium		\$N/A	974	1171	1171
	36x36 - 3636	Large		\$N/A	1037	1332	1332
42x42 - 4242	Extra Large		\$N/A	1163	1493	1493	

TO SPECIFY: Please refer to pages 5–7 for complete specifying information. Specify all products by their product code.



**CROIX TABLE X-BASE,
BAR FIXED**

powder coat column and base

H 42



Round Square Rectangle

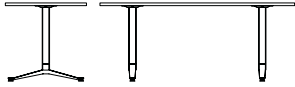
24 dia 24 x 24 24 x 30

30 dia 30 x 30

36 dia

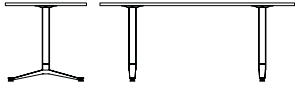
MODEL	TOP SIZE/CODE	BASE SIZE	LIST PRICE/EDGE CODES:	V2	V6	W6	W2
CXXB-S	Wood Top						
	24 dia - 24D	Small		\$1010	N/A	1164	1164
	30 dia - 30D	Medium		\$1114	N/A	1340	1340
	36 dia - 36D	Large		\$1218	N/A	1519	1519
	24x24 - 2424	Small		\$1021	N/A	1180	1180
	24x30 - 2430	Medium		\$1073	N/A	1269	1269
	30x30 - 3030	Medium		\$1124	N/A	1357	1357
	Laminate Top						
	24 dia - 24D	Small		\$N/A	909	1064	1064
	30 dia - 30D	Medium		\$ N/A	1034	1225	1225
	36 dia - 36D	Large		\$ N/A	1099	1387	1387
	24x24 - 2424	Small		\$ N/A	920	1080	1080
	24x30 - 2430	Medium		\$ N/A	968	1161	1161
	30x30 - 3030	Medium		\$ N/A	1046	1241	1241

TO SPECIFY: Please refer to pages 5–7 for complete specifying information. Specify all products by their product code.



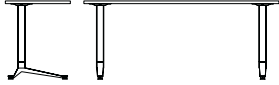
CROIX TABLE T-BASE, FIXED	MODEL	TOP SIZE/CODE	BASE SIZE	LIST PRICE/EDGE CODES:	V2	V6	W6	W2
powder coat column and base	CXT	Wood Top						
H 29		24x48 - 2448	Small	\$1384	N/A	1559	1559	
		24x54 - 2454	Small	\$1475	N/A	1673	1673	
		24x60 - 2460	Small	\$1567	N/A	1787	1787	
		24x66 - 2466	Small	\$1656	N/A	1900	1900	
Rectangle		24x72 - 2472	Small	\$1748	N/A	2015	2015	
24 x 48		30x48 - 3048	Medium	\$1417	N/A	2107	2107	
24 x 54		30x54 - 3054	Medium	\$1508	N/A	2201	2201	
24 x 60		30x60 - 3060	Medium	\$1598	N/A	2293	2293	
24 x 66		30x66 - 3066	Medium	\$1689	N/A	2387	2387	
24 x 72		30x72 - 3072	Medium	\$1779	N/A	2514	2514	
30 x 48		36x60 - 3660	Large	\$1638	N/A	2643	2643	
30 x 54		36x66 - 3666	Large	\$1728	N/A	2771	2771	
30 x 60		36x72 - 3672	Large	\$1820	N/A	2899	2899	
30 x 66		For Locking Casters, add \$79 to list price. (SC), (PC)						
30 x 72		For Power Accessible Legs, add \$321 to list price. (P), (PC)						
36 x 60		Laminate Top						
36 x 66		24x48 - 2448	Small	\$N/A	1190	1473	1473	
36 x 72		24x54 - 2454	Small	\$N/A	1365	1582	1582	
		24x60 - 2460	Small	\$N/A	1458	1690	1690	
		24x66 - 2466	Small	\$N/A	1530	1798	1798	
		24x72 - 2472	Small	\$N/A	1622	1906	1906	
		30x48 - 3048	Medium	\$N/A	1223	1995	1995	
		30x54 - 3054	Medium	\$N/A	1397	2084	2084	
		30x60 - 3060	Medium	\$N/A	1489	2173	2173	
		30x66 - 3066	Medium	\$N/A	1563	2261	2261	
		30x72 - 3072	Medium	\$N/A	1652	2384	2384	
		36x60 - 3660	Large	\$N/A	1529	2506	2506	
		36x66 - 3666	Large	\$N/A	1601	2628	2628	
		36x72 - 3672	Large	\$N/A	1693	2751	2751	
		For Locking Casters, add \$79 to list price. (SC), (PC)						
		For Power Accessible Legs, add \$321 to list price. (P), (PC)						

TO SPECIFY: Please refer to pages 5–7 for complete specifying information. Specify all products by their product code.



CROIX TABLE T-BASE, TILT		MODEL	TOP SIZE/CODE	BASE SIZE	LIST PRICE/EDGE CODES:	V2	V6	W6	W2
powder coat column and base		CXTT	Wood Top						
H 29			24x48 - 2448	Small		\$1710	N/A	1885	1885
			24x54 - 2454	Small		\$1801	N/A	1999	1999
			24x60 - 2460	Small		\$1892	N/A	2112	2112
			24x66 - 2466	Small		\$1983	N/A	2226	2226
Rectangle			24x72 - 2472	Small		\$2074	N/A	2340	2340
24 x 48			30x48 - 3048	Medium		\$1742	N/A	2434	2434
24 x 54			30x54 - 3054	Medium		\$1834	N/A	2527	2527
24 x 60			30x60 - 3060	Medium		\$1924	N/A	2619	2619
24 x 66			30x66 - 3066	Medium		\$2016	N/A	2712	2712
24 x 72			30x72 - 3072	Medium		\$2105	N/A	2841	2841
30 x 48			36x60 - 3660	Large		\$1965	N/A	2969	2969
30 x 54			36x66 - 3666	Large		\$2054	N/A	3097	3097
30 x 60			36x72 - 3672	Large		\$2145	N/A	3225	3225
30 x 66			For Locking Casters, add \$79 to list price, (SC)						
30 x 72			Laminate Top						
36 x 60			24x48 - 2448	Small		\$N/A	1517	1799	1799
36 x 66			24x54 - 2454	Small		\$N/A	1690	1907	1907
36 x 72			24x60 - 2460	Small		\$N/A	1784	2017	2017
			24x66 - 2466	Small		\$N/A	1855	2124	2124
			24x72 - 2472	Small		\$N/A	1948	2233	2233
			30x48 - 3048	Medium		\$N/A	1549	2322	2322
			30x54 - 3054	Medium		\$N/A	1723	2409	2409
			30x60 - 3060	Medium		\$N/A	1816	2499	2499
			30x66 - 3066	Medium		\$N/A	1888	2588	2588
			30x72 - 3072	Medium		\$N/A	1979	2709	2709
			36x60 - 3660	Large		\$N/A	1855	2832	2832
			36x66 - 3666	Large		\$N/A	1928	2954	2954
			36x72 - 3672	Large		\$N/A	2019	3076	3076
			For Locking Casters, add \$79 to list price, (SC)						

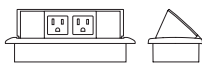
TO SPECIFY: Please refer to pages 5–7 for complete specifying information. Specify all products by their product code.



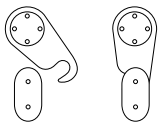
CROIX TABLE C-BASE, FIXED		MODEL	TOP SIZE/CODE	BASE SIZE	LIST PRICE/EDGE CODES:	V2	V6	W6	W2
powder coat column and base	CXC		Wood Top						
H 29			24x48 - 2448	Small		\$1349	N/A	1524	1524
			24x54 - 2454	Small		\$1440	N/A	1638	1638
			24x60 - 2460	Small		\$1532	N/A	1752	1752
			24x66 - 2466	Small		\$1622	N/A	1866	1866
			24x72 - 2472	Small		\$1714	N/A	1979	1979
Rectangle			For Locking Casters, add \$79 to list price. (SC), (PC)						
24 x 48			For Power Accessible Legs, add \$321 to list price. (P), (PC)						
24 x 54									
24 x 60									
24 x 66			Laminate Top						
24 x 72			24x48 - 2448	Small		\$N/A	1156	1438	1438
			24x54 - 2454	Small		\$N/A	1330	1547	1547
			24x60 - 2460	Small		\$N/A	1423	1655	1655
			24x66 - 2466	Small		\$N/A	1494	1763	1763
			24x72 - 2472	Small		\$N/A	1586	1872	1872
			For Locking Casters, add \$79 to list price. (SC), (PC)						
			For Power Accessible Legs, add \$321 to list price. (P), (PC)						

TO SPECIFY: Please refer to pages 5–7 for complete specifying information. Specify all products by their product code.

FLIP TOP GROMMET	MODEL		LIST PRICE
one grommet for 48"–72" tables	1GB	Matte Black	\$84
W3 D2	1GS	Metallic Silver	\$84
Flip Top Grommet must be specified at the time of ordering. Flip Top Grommet available with T or C Fixed base only.			
two grommets for 60"–72" tables	2GB	Matte Black	\$180
W3 D2	2GS	Metallic Silver	\$180
Flip Top Grommets must be specified at the time of ordering. Flip Top Grommets available with T or C Fixed base only.			



POWER/DATA	MODEL		LIST PRICE
one unit for 48"–72" tables	1PB	Molded Black	\$371
W7 D3 CORD LENGTH 72"	1PS	Silver Mica	\$413
Each Power/Data unit has two 120v AC receptacles and adapter kit to accept couplers & jacks. Power/Data is available with T or C Fixed base only and must be specified at the time of ordering.			
two units for 60"–72" tables	2PB	Molded Black	\$714
W7 D3 CORD LENGTH 72"	2PS	Silver Mica	\$756
Each Power/Data unit has two 120v AC receptacles and adapter kit to accept couplers & jacks. Power/Data is available with T or C Fixed base only and must be specified at the time of ordering.			



GANGING DEVICE	MODEL		LIST PRICE
two per set	GD		\$127

TO SPECIFY: Please refer to pages 5–7 for complete specifying information.
Specify all products by their product code.

CROIX TABLE MODESTY PANEL SPECIFICATION INFORMATION

MODEL

DESCRIPTION	CODE
Fixed Modesty Panel	FM

SIZE

DESCRIPTION	CODE
48"	48
54"	54
60"	60
66"	66
72"	72

FRONT FINISH OR COLOR

WOOD MODESTY PANEL:

LELAND COLORS (Click to view)

CUSTOM Specify Custom (01)

*Please note that Croix is NOT AVAILABLE in the following finishes:
Natural Walnut Matte (08M), Natural Beech (09), Natural White Oak Matte (12M)

LAMINATE MODESTY PANEL :

DESCRIPTION	CODE
Identify manufacturer, laminate code, & color	L

Please refer to the Leland Terms and Conditions Guide for a listing of standard laminates. For table pricing in laminates not listed, please contact Leland's Customer Experience Department for a quotation.

EDGE TYPE

PVC EDGE:		WOOD EDGE:	
DESCRIPTION	CODE	DESCRIPTION	CODE
¾" 3mm PVC	P	¾" plywood	W



EDGE FINISH OR COLOR

PVC EDGE:

DESCRIPTION	CODE	DESCRIPTION	CODE
Black	B	Saddle	SL
White	W	Stone	SN
Grey	G	Pewter	PW
Truffle	TF		

WOOD EDGE:

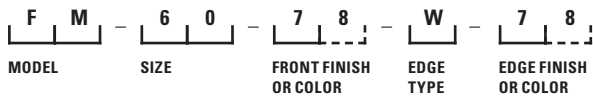
Please refer to **LELAND COLORS** (Click to view)

For laminate panels, edge can be specified in any standard Leland finish. Wood panels and edges must be specified in the same standard Leland finish.

SPECIFICATIONS REQUIRED TO CREATE THE PRODUCT CODE

CROIX TABLE MODESTY PANEL

- Model
- Size
- Front Finish or Color
- Edge Type
- Edge Finish or Color



MODEL

Croix Table Modesty Panel (FM)

SIZE

60" (60)

FRONT FINISH OR COLOR

Aegean (78)

EDGE TYPE

¾ Plywood (W)

EDGE FINISH OR COLOR

Aegean (78)



FIXED MODESTY PANEL	MODEL	PANEL SIZE/CODE	LIST PRICE/EDGE CODES:	P	W
H 12	FM	Wood Panel			
		48" - 48		\$390	492
		54" - 54		\$438	520
		60" - 60		\$487	550
		66" - 66		\$534	578
		72" - 72		\$583	606
		Modesty Panel available with T or C fixed base only.			
		Laminate Panel			
		48" - 48		\$371	422
		54" - 54		\$390	437
		60" - 60		\$410	453
		66" - 66		\$428	468
		72" - 72		\$448	482
		Modesty Panel available with T or C fixed base only.			

TO SPECIFY: Please refer to pages 14–15 for complete specifying information. Specify all products by their product code.